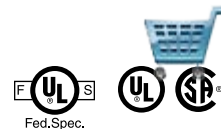


## Straight Blade Devices

# 50 Ampere, 125, 250 Volts, 277 Volts AC and 125/250 Volts

2 Pole, 3 Wire Grounding and 3 Pole, 3 Wire Non-Grounding

## Single Receptacles and Plugs



### 50A, 125V 2 Pole, 3 Wire Grounding Receptacles and Plugs

**IP20**  
SUITABILITY




50A 125V  
NEMA 5-50R  
UL CSA  
2 HP



50A 125V  
NEMA 5-50P  
UL CSA  
2 HP

Description	Cord Diameter	Catalog Number
Receptacle, black RTP.	-	<b>HBL9360*</b>
Plug, nylon, angle, 4-position.	.625"-1.187" (15.9-30.2)	<b>HBL9361</b>



**HBL9361**

### 50A, 250V 2 Pole, 3 Wire Grounding Receptacles and Plugs

**IP20**  
SUITABILITY

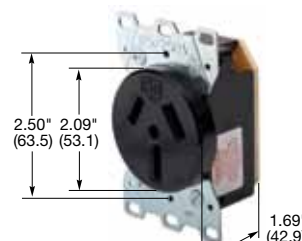


50A 250V  
NEMA 6-50R  
UL CSA  
3 HP



50A 250V  
NEMA 6-50P  
UL CSA  
3 HP

Description	Cord Diameter	Catalog Number
Receptacle, black RTP.	-	<b>HBL9367</b>
Plug, nylon, angle, 4-position.	.625"-1.187" (15.9-30.2)	<b>HBL9368</b>



**HBL9367**

### 50A, 277V AC 2 Pole, 3 Wire Grounding Receptacles and Plugs

**IP20**  
SUITABILITY

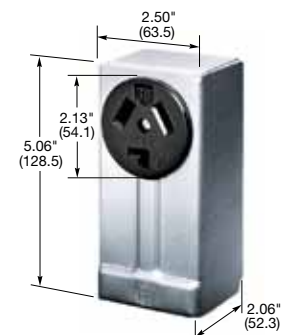


50A 277V AC  
NEMA 7-50R  
UL CSA  
5 HP



50A 277V AC  
NEMA 7-50P  
UL CSA  
5 HP

Description	Cord Diameter	Catalog Number
Receptacle, black RTP.	-	<b>HBL9365</b>
Plug, nylon, angle, 4-position.	.625"-1.187" (15.9-30.2)	<b>HBL9379</b>



Representative of surface mount receptacle

### 50A, 125/250V 3 Pole, 3 Wire Non-Grounding Receptacles, Connector Body and Plugs

**IP20**  
SUITABILITY




50A 125/250V  
NEMA 10-50R  
UL Listed  
3(2) HP

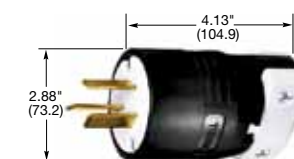


50A 125/250V  
NEMA 10-50P  
UL Listed  
3(2) HP

Description	Cord Diameter	Catalog Number
Receptacle, black phenolic.	-	<b>HBL7962</b>
Receptacle, surface mount aluminum housing.	-	<b>HBL7940</b>
Connector body, Insulgrip, nylon.	.625"-1.218" (15.9-30.9)	<b>HBL7515C</b>
Plug, Insulgrip, nylon.	.625"-1.218" (15.9-30.9)	<b>HBL7513C</b>
Plug, nylon, angle, 4-position.	.625"-1.187" (15.9-30.2)	<b>HBL7977</b>



**HBL7515C**



**HBL7513C**

Note: RTP is an abbreviation for reinforced thermoplastic polyester.

\* For dimensions, see HBL9308 on page A-39.

See page A-48 for accessories.