



KT-LED100PSHID-EX39-8CSB-D

HID REPLACEMENT LED LAMP

DESCRIPTION

Power Selectable + Color Selectable 100W HID Replacement LED Lamp | 80 CRI | IP64



LAMP TYPE: HID Replacement LED
BASE TYPE: EX39 (Mogul)
SELECTABLE WATTAGE: 100W, 80W, 63W
SELECTABLE COLOR TEMPERATURE: 5000K, 4000K, 3000K
METAL HALIDE EQUIVALENT: 400W
COLOR RENDERING INDEX (CRI): >80
WARRANTY: 5 Years



PRODUCT FEATURES

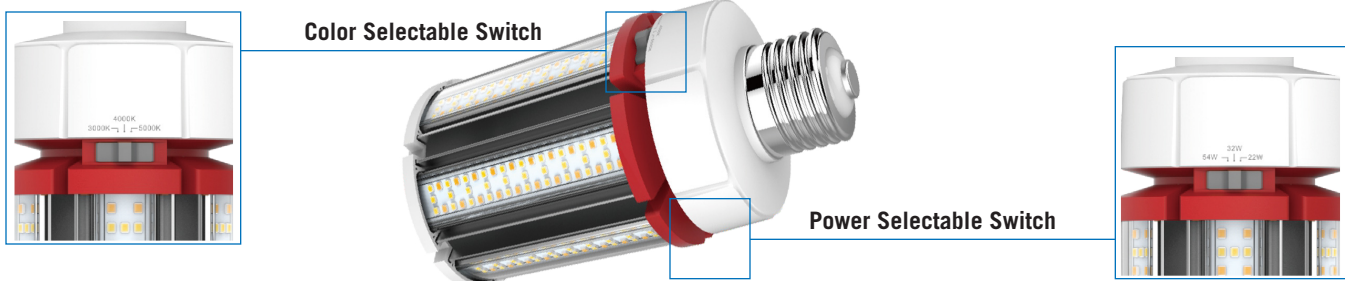
- Replacement for conventional metal halide lamp
- Selectable wattage: 100W, 80W, 63W
- Selectable CCT: 5000K, 4000K, 3000K
- UL listed
- 50,000+ hour lifetime
- Environmentally friendly: No mercury used
- Instant startup
- Operating temperature: -40°C/-40°F to 60°C/140°F
- Integral driver, eliminates the need for external driver or ballast; includes 4kV surge protection
- IP64 rated; integrated heat sink quickly dissipates heat and guides water intrusion out of the lamp
- Suitable for use in fully enclosed fixture. Minimum lamp compartment dimensions: 9.8in x 9.8in x 11.5in
- Do not use with standard dimmers. Not compatible with phase dimmers. Dimming functions with sensors only

ELECTRICAL AND PERFORMANCE SPECIFICATIONS

Keystone Catalog Number	Input Voltage	Selectable Power	Selectable CCT	Base Type	CRI	Input Current	Lumens	Efficacy
KT-LED100PSHID-EX39-8CSB-D	120-277V	100W	3000K	EX39	>80	0.83A @ 120V 0.36A @ 277V	13500 lm	135 lm/W
			4000K				14500 lm	145 lm/W
			5000K				14000 lm	140 lm/W
	120-277V	80W	3000K	EX39	>80	0.67A @ 120V 0.29A @ 277V	10800 lm	135 lm/W
			4000K				11600 lm	145 lm/W
			5000K				11200 lm	140 lm/W
	120-277V	63W	3000K	EX39	>80	0.53A @ 120V 0.23A @ 277V	8505 lm	135 lm/W
			4000K				9135 lm	145 lm/W
			5000K				8820 lm	140 lm/W

* Color Uniformity: CCT (Correlated Color Temperature) range as per guidelines outlined in ANSI C78.377-2017

SELECTABILITY





KT-LED100PSHID-EX39-8CSB-D


HID REPLACEMENT LED LAMP

SMART PORT LED



On the top of the lamp is a low-voltage AUX port for lamp level sensor controls.

SMART PORT LED AUX SENSORS

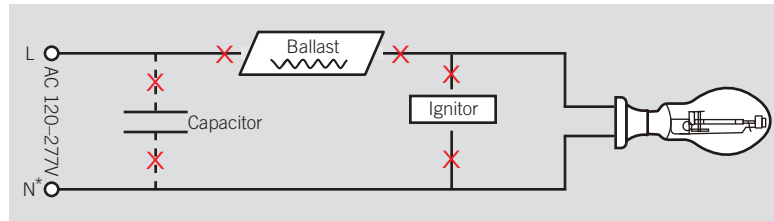


* For use with continuous dimming applications.

WIRING INSTRUCTIONS


STEP 1

Disconnect power. Disconnect and remove existing ballast, capacitor, and/or ignitor (where applicable) from fixture.




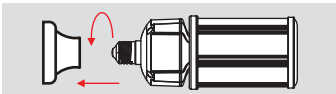
STEP 2

Rewire for line voltage to the lamp socket. Lamp is compatible with 120-277V from single phase, three phase wye, and three phase delta systems.



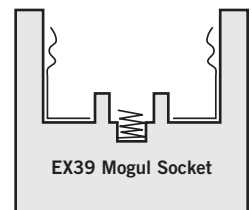
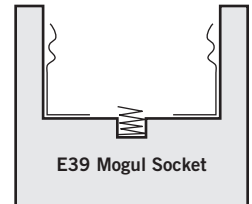
STEP 3

Install new LED replacement lamp. Ensure lamp is operating properly when power is turned on.



*or other line for certain three phase systems such as 120/208 three phase wye systems

EX39-based lamps will work in *both* **E39** and **EX39** sockets.

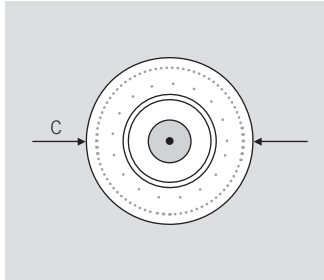
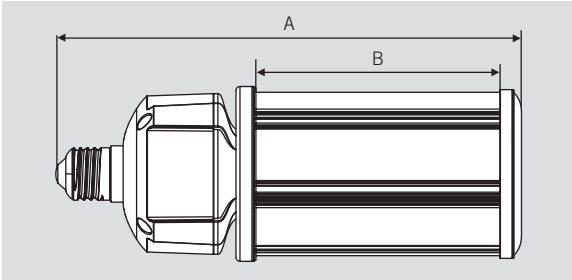




KT-LED100PSHID-EX39-8CSB-D

HID REPLACEMENT LED LAMP

PHYSICAL CHARACTERISTICS



LAMP DIMENSIONS

A (Body Length)	10.40"
B (Illuminated Length)	4.50"
C (Diameter)	5.00"

BASE TYPE: EX39 (Mogul)

ORDERING INFORMATION

ORDER CODE	PACK QTY.	EASY CODE	UPC
KT-LED100PSHID-EX39-8CSB-D	6	RMG-16	843654128863

CATALOG NUMBER BREAKDOWN

KT-LED100PSHID-EX39-8CSB-D

1
2
3
4
5
6
7
8
9
10

- 1** Keystone Technologies
- 2** LED Lamp
- 3** Wattage
- 4** Power Selectable
- 5** Lamp Type
- 6** Base Type
- 7** 800 Series
- 8** Color Selectable
- 9** Color Select Designation
- 10** Direct Drive

9 Color Select Designation

A	3000K, 4000K, 5000K
B	3000K, 4000K, 5000K
C	3000K, 3500K, 4000K, 5000K
D	TBD