


MSE PERC 60

High Power PERC Rooftop Module



315-325W

CLASS LEADING POWER OUTPUT

19.24%

MAXIMUM EFFICIENCY

-0~+3%

POSITIVE POWER TOLERANCE

America's Module Company

Mission Solar Energy is headquartered in San Antonio, TX., with module production facilities on-site. We produce American quality solar modules ensuring the highest power output and reliability to our customers. Our product line is well suited for residential, commercial and utility applications. Every Mission Solar Energy solar module is certified and surpasses industry standard regulations, proving excellent performance over the long-term.



CERTIFIED RELIABILITY

- › Tested to UL1703 & IEC standards
- › PID resistant



ADVANCED TECHNOLOGY

- › PERC and 5 busbar drive >19.2% module efficiency
- › Ideal for residential applications



EXTREME WEATHER RESILIENCE

- › 5631 Pa front and back load (117 psf) tested load to UL1703

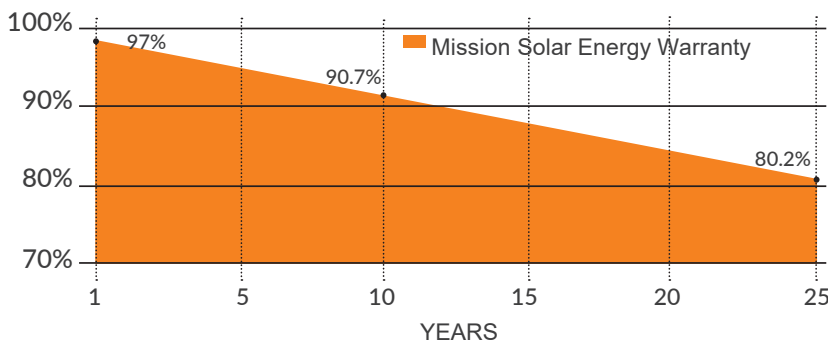


BAA COMPLIANT FOR GOVERNMENT PROJECTS

- › Buy American Act
- › American Recovery & Reinvestment Act



FRAME-TO-FRAME WARRANTY™



CERTIFICATIONS

IEC 61215 - IEC 61730 - IEC 61701 - UL 1703 - Salt mist



CEC



Please contact Mission Solar Energy if you have questions or concerns about certification of our products in your area.

*Standard 12-year product warranty extendable to 25 years with registration:
<https://www.missionsolar.com/warranty/>



ELECTRICAL SPECIFICATIONS

Electrical Parameters at Standard Test Conditions (STC)

Module Type			MSE315SR8T	MSE320SR8T	MSE325SR8T
Power Output	P _{max}	W _p	315	320	325
Module Efficiency		%	18.65	18.94	19.24
Tolerance			0~+3%	0~+3%	0~+3%
Short-Circuit Current	I _{sc}	A	9.997	10.028	10.060
Open Circuit Voltage	V _{oc}	V	40.44	40.80	41.14
Rated Current	I _{mp}	A	9.253	9.351	9.387
Rated Voltage	V _{mp}	V	34.04	34.22	34.62
Fuse Rating			20	20	20

CERTIFICATIONS & TESTS

IEC

61215 - 61730 - 61701 - Salt mist

UL

UL 1703 listed



CEC



TEMPERATURE COEFFICIENTS

Normal Operating Cell Temperature (NOCT)	46.09°C (±2°C)
Temperature Coefficient of P _{max}	-0.377% / °C
Temperature Coefficient of V _{oc}	-0.280% / °C
Temperature Coefficient of I _{sc}	0.039% / °C

OPERATING CONDITIONS

Maximum System Voltage	1,000Vdc
Operating Temperature Range	-40°C (-40°F) to +85°C (185°F)
Maximum Series Fuse Rating	20A
Fire Safety Classification	Type 1, Class C
Front & Back Load (UL standard)	5631 Pa (117 psf) Tested to UL1703 standard
Hail Safety Impact Velocity	25mm at 23 m/s

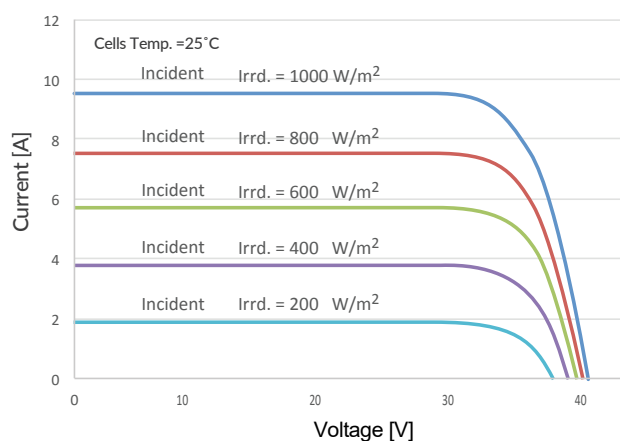
MECHANICAL DATA

Solar Cells	P-type mono-crystalline silicon (158.75mm)
Cell Orientation	60 cells (6x10), 5 busbar
Module Dimension	1676mm x 1008mm x 40mm (65.98 in. x 39.68 in. x 1.58 in.)
Weight	20 kg (44lb)
Front Glass	3.2mm (0.126 in.) tempered, low-iron, anti-reflective coating
Frame	Anodized aluminum alloy
Encapsulant	Ethylene vinyl acetate (EVA)
J-Box	Protection class IP67 with 3 bypass-diodes
Cables	PV wire, 1m (39.37 in.), 4mm ² / 12 AWG
Connector	MC4 Compatible

SHIPPING INFORMATION

Container FT		Pallets	Panels	320 W		
53'	Double stack	36	936	299.52 kW		
40'	Double stack	28	728	232.96 kW		
Pallet		Panels	Weight	Height	Width	Length
		26	1,198lbs	42.45"	45.50"	67.00"

MSE320SR8T: 320WP, 60 CELL SOLAR MODULE CURRENT - VOLTAGE CURVE



Current-voltage characteristics with dependence on irradiance and module temperature

BASIC DESIGN (UNITS: mm)

