

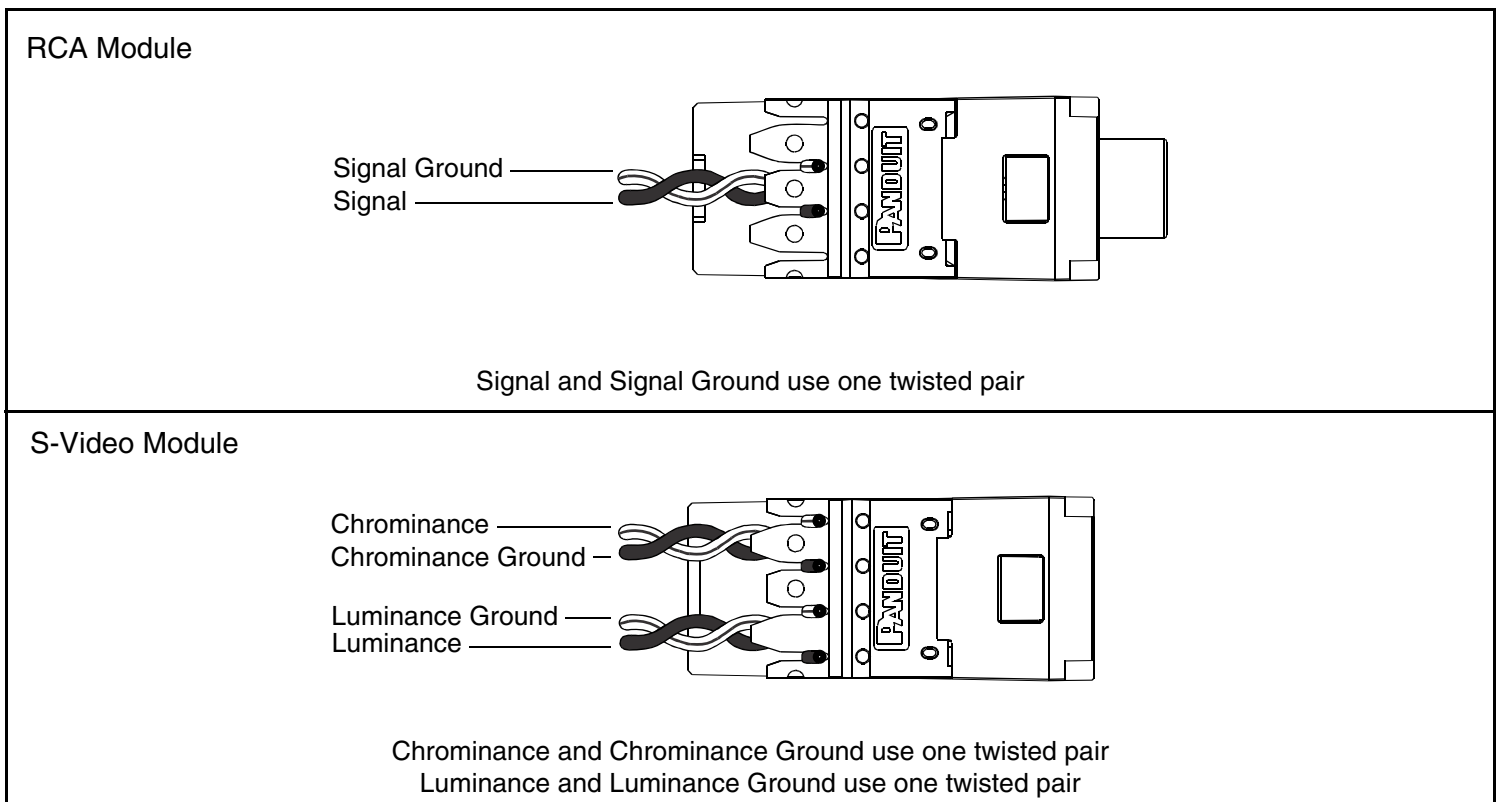
TERMINATION INSTRUCTIONS

STEP 1

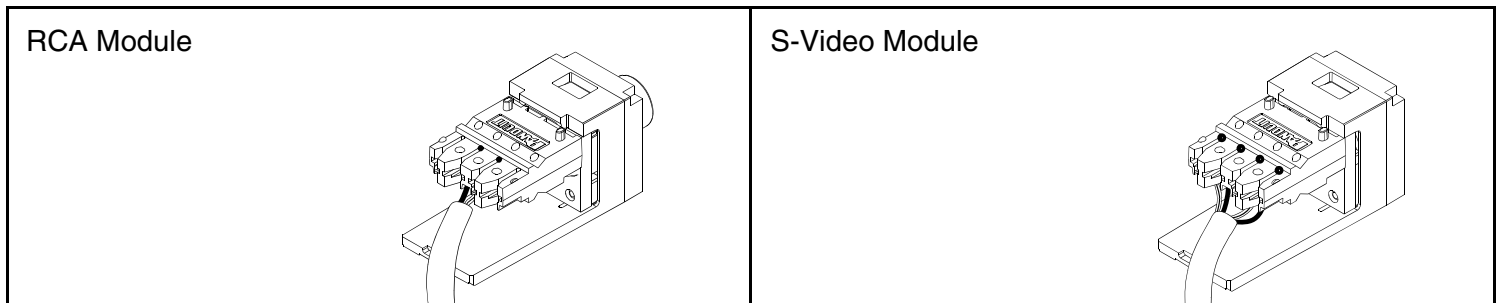
Remove approximately 1" of cable jacket. CAUTION: Do not damage conductors. Fan out twisted pairs for termination.

STEP 2

Use the Pan-Punch 110 Single-Wire Termination Tool (PDT110) to punchdown conductors in the orientation shown.



Modules should appear as shown below when terminated.

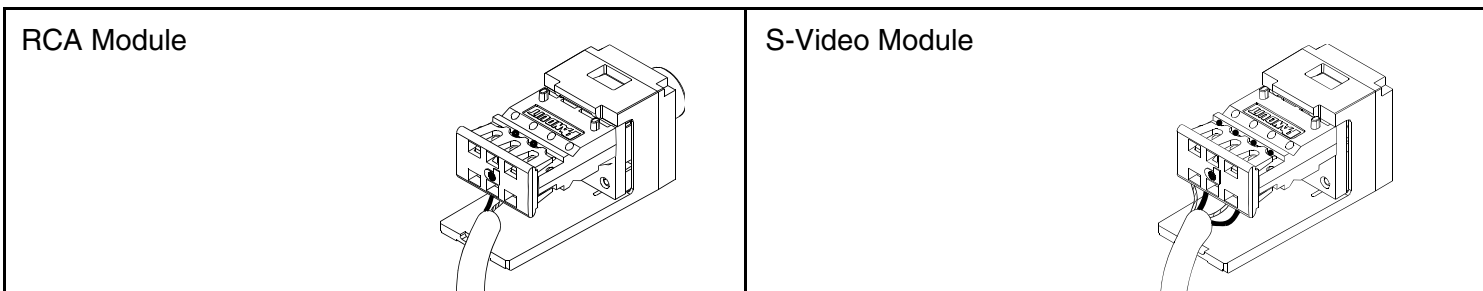


** Denotes color.

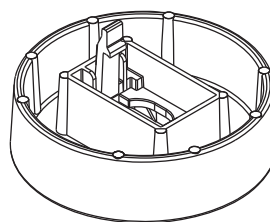
STEP 3

Install the wire retention cap (P110RC2) onto the connector block.

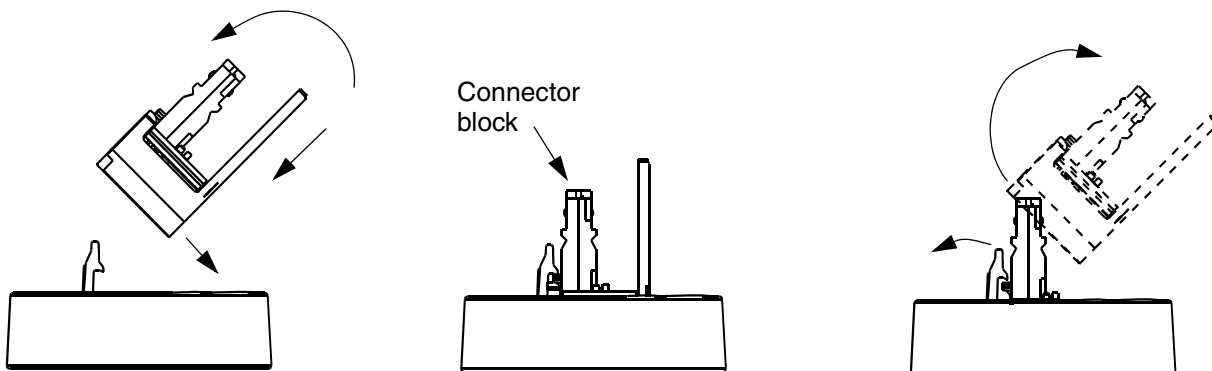
Modules should appear as shown below when completed.

**OPTIONAL STEP**

Use the optional Audio Video Punchdown Base (AVPDB) to align and hold the module for termination.



Set module into base by aligning slot in module with tab on base. Snap in place. **DO NOT** use connector block to snap in place. To remove module from base, apply pressure to tab on base, tilt module, and lift out.

**INSTALLATION TIPS:**

1. Pan-Punch product terminates most 22-26 AWG solid or stranded IWC wire with a 0.050" (1.27mm) max. o.d., either PVC or Plenum rated.
2. Never install wire into a slot previously used for a larger gauge.
3. Be careful to strip back cable jacket only as required for termination.
4. Use care to maintain pair twists to within 0.5 inches (13mm) of the termination strip.
5. When stripping cable jacket, be careful not to cut the insulation on the individual wires.
6. Avoid sharp bends when routing cable.

As with all Wiring Accessories, the following statements apply:

1. Never install communications wiring during a lightning storm.
2. Never install communications wiring in wet locations unless the product is specifically designed for use in wet locations.
3. Never touch uninsulated communications wiring or terminals unless the communication line has been disconnected at the network interface.
4. Use caution when installing or modifying communication wiring.

For Instructions in Local Languages
and Technical Support:

www.panduit.com/resources/install_maintain.asp

PANDUIT

www.panduit.com

E-mail:
techsupport@panduit.com

Phone:
866-405-6654