




MILBANK[®]
ENERGY AT WORK

U4667-XT-9505

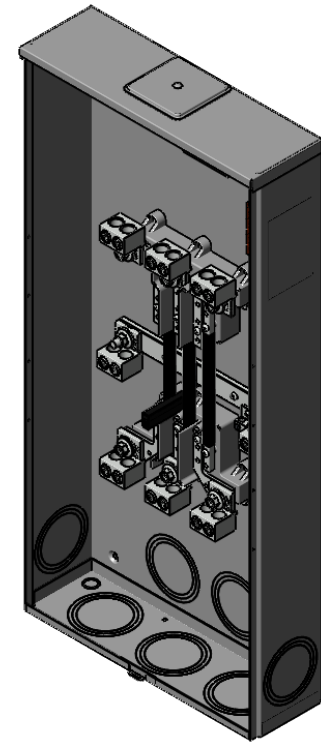
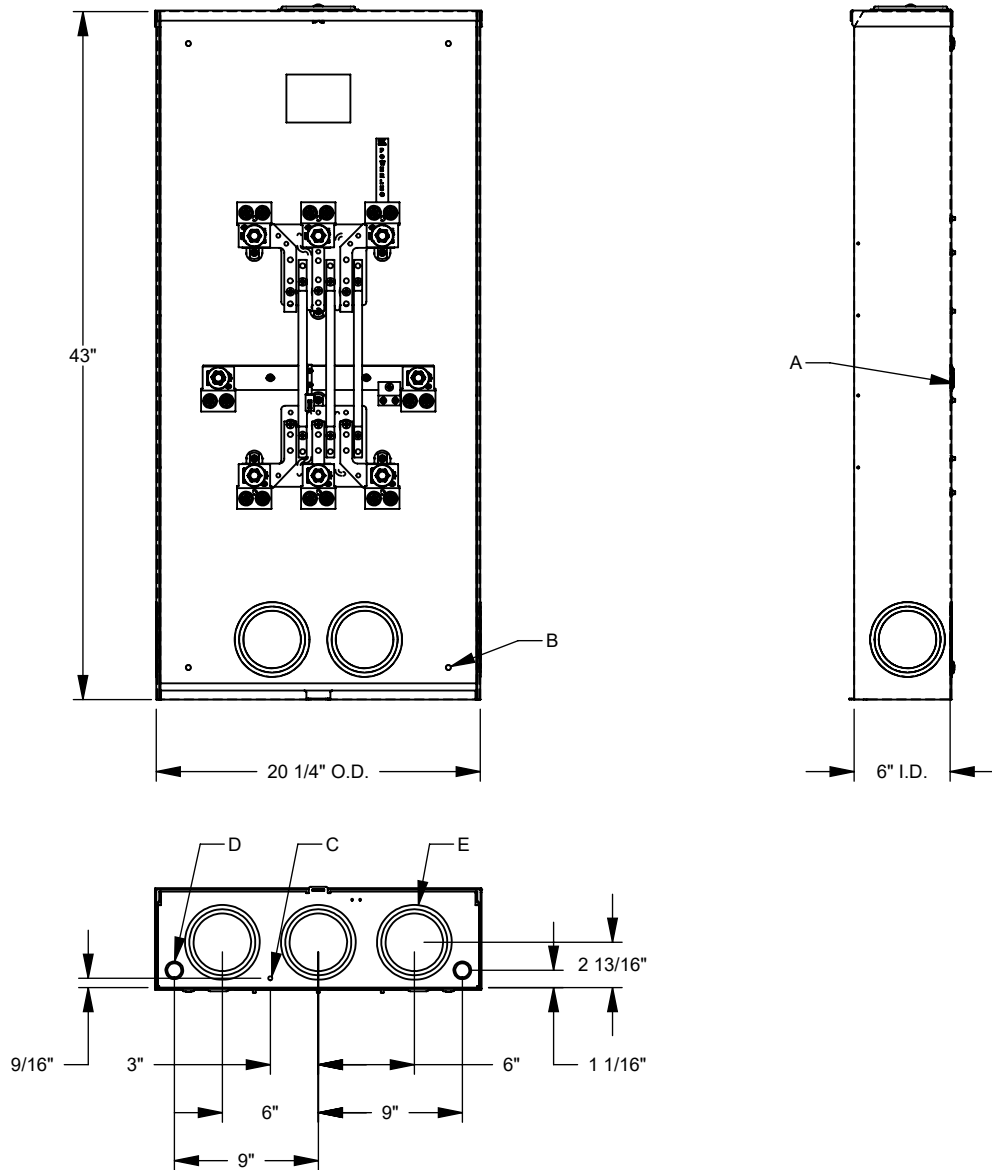


Catalog Number	U4667-XT-9505
Marketing Product Description	7 Terminal Bolt-in 2 Large Closing Plates Link Bypass Configuration 9505
UPC	784572246737
Length (IN)	6
Width (IN)	20.25
Height (IN)	43
Brand Name	Milbank
Type	Bolt On Meter Socket
Application	Meter Socket
Standard	UL Listed;Type 3R
Voltage Rating	600 Volts Alternating Current
Amperage Rating	480 Continuous Ampere
Phase	3 Phase
Frequency Rating	60 Hertz
Size	6L x 20.25W x 43H
Number Of Cutouts	0
Cutout Size	No Main Breaker
Cable Entry	Overhead or Underground
Terminal	1/2 Inch Stud Line Side
Insulation	Glass Polyester
Mounting	Surface Mount

Enclosure	G90 Galvanized Steel with Powder Coat Finish
Jaw Quantity	7 Terminal
Bypass Type	Link Bypass
Number of Meter Positions	1 Position
Equipment Ground	2 Barrel Ground Lug
Hub Opening	Twin Large Closing Plates
Number Of Receptacles	0

Please consult serving utility for their requirements prior to ordering or installing, as specifications and approvals vary by utility and may require local electrical inspector approval. All installations must be installed by a licensed electrician and must comply with all national and local codes, laws and regulations. Milbank reserves the right to make changes in specifications and features shown without notice or obligation.

FEATURE TABLE		
ITEM	QTY	DESCRIPTION
A	2	TRANS. MNTG.EMBOSS
B	4	U/L MNTG.EMBOSS
C	1	¼ SOLID K.O.
D	2	½, ¾ CONC. K.O.
E	7	3, 3½, 4 CONC. K.O.



Version:

1

**All dimensions are +/- 1/16".
Drawing views are not to scale.**

Please consult serving utility for their requirements prior to ordering or installing, as specifications and approvals vary by utility, and may require local electrical inspector approval. All installations must be installed by a licensed electrician and must comply with all national and local codes, laws and regulations. Milbank reserves the right to make changes in specifications and features shown without notice or obligation.