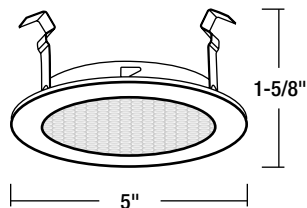


NS-22 Albalite Lens with Metal Trim

TRIM DIMENSIONS



Trim OD: 5"
Height: 1-5/8"

FEATURES

Trim

High grade albalite lens attached to metal trim.

Mounting

Trim includes three trim clips that securely mount trim in housing.

Compatible Housings

Compatible with Line Voltage and Compact Fluorescent housings. See individual specification sheets for more information.

Lamp

Line Voltage

50W R20/PAR20 Max. (NS-401QAT; NSIC-401QAT; NSR-404QAT)

Compact Fluorescent

13W Quad/Triple (NS-406Q; NS-406EL; NSR-408Q; NSR-408EL)

Labels and Listings

cULus Listed for Wet Location when used with compatible housing.

Albalite Lens with Metal Trim

- NS-22B: Albalite Lens with Black Metal Trim
- NS-22BZ: Albalite Lens with Bronze Metal Trim
- NS-22C: Albalite Lens with Chrome Metal Trim
- NS-22CO: Albalite Lens with Copper Metal Trim
- NS-22G: Albalite Lens with Gold Metal Trim
- NS-22N: Albalite Lens with Natural Metal Trim
- NS-22W: Albalite Lens with White Metal Trim

Type

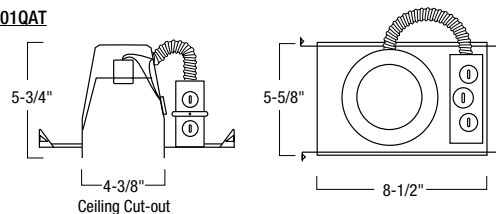
Project

Catalog No.

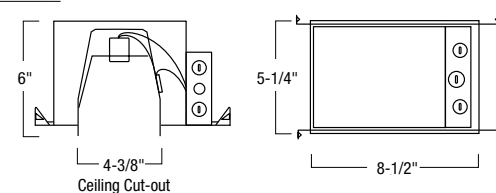
Lamp/Wattage

HOUSING DIMENSIONS

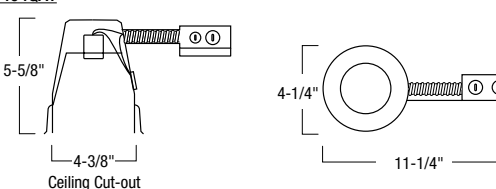
NS-401QAT



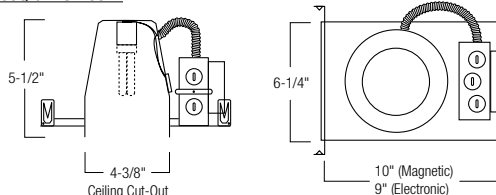
NSIC-401QAT



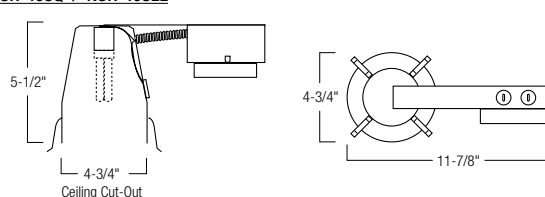
NSR-404QAT



NS-406Q / NS-406EL



NSR-408Q / NSR-408EL



Compatible Housings

LINE VOLTAGE

Item Number	Installation Type	Lamp	Dimensions
NS-401QAT	Non-IC Air-Tight New Const.	50W R/PAR20	W: 5-5/8" L: 8-1/2" H: 5-5/8"
NSIC-401QAT	IC Air-Tight New Construction	50W R/PAR20	W: 5-1/4" L: 8-1/2" H: 6-3/8"
NSR-404QAT	Non-IC Air-Tight Remodel	50W R/PAR20	W: 4-1/4" L: 11-1/4" H: 5-5/8"

COMPACT FLUORESCENT

NS-406Q	Non-IC New Constr., Magnetic	13W Quad	W: 6-1/4" L: 10" H: 5-1/2"
NS-406EL	Non-IC New Constr., Electronic	13W Quad/Triple	W: 6-1/4" L: 9" H: 5-1/2"
NSR-408Q	Non-IC Remodel, Magnetic	13W Quad	W: 4-3/4" L: 11-7/8" H: 5-1/2"
NSR-408EL	Non-IC Remodel, Electronic	13W Quad/Triple	W: 4-3/4" L: 11-7/8" H: 5-1/2"