



### Electrical Specifications

ICN4S5490C2LSG @ 120	
Brand Name	CENTIUM T5
Ballast Type	Electronic
Starting Method	Programmed Start
Lamp Connection	Series/Parallel
Input Voltage	120-277
Input Frequency	50/60 HZ
Status	Active

Lamp Type	Num. of Lamps	Rated Lamp Watts	Min. Start Temp (°F/°C)	Input Current (Amps)	Input Power (ANSI Watts)	Ballast Factor	MAX THD %	Power Factor	MAX Lamp Current Crest Factor	B.E.F.
F54T5/HO	1	54	-20/-29	0.52	62	0.99	10	0.98	1.7	1.60
F54T5/HO	2	54	-20/-29	0.99	118	0.99	10	0.98	1.7	0.84
F54T5/HO	3	54	-20/-29	1.52	182	1.00	10	0.98	1.7	0.55
* F54T5/HO	4	54	-20/-29	2.00	240	1.00	10	0.98	1.7	0.42
F54T5/HO/ES (44W)	3	44	5/-15	1.25	149	1.00	10	0.98	1.7	0.67
F54T5/HO/ES (44W)	4	44	5/-15	1.66	200	1.00	10	0.98	1.7	0.50
F54T5/HO/ES (49W)	1	49	-20/-29	0.52	58	0.99	10	0.98	1.7	1.71
F54T5/HO/ES (49W)	2	49	-20/-29	0.99	109	0.99	10	0.98	1.7	0.91
F54T5/HO/ES (49W)	3	49	-20/-29	1.52	168	1.00	10	0.98	1.7	0.60
F54T5/HO/ES (49W)	4	49	-20/-29	2.00	221	1.00	10	0.98	1.7	0.45
F58T8	1	58	-20/-29	0.49	58	0.99	15	0.99	1.7	1.71
F58T8	2	58	-20/-29	0.92	110	0.99	10	0.98	1.7	0.90
F58T8	3	58	-20/-29	1.43	171	1.00	10	0.98	1.7	0.58
F58T8	4	58	-20/-29	1.88	225	1.00	10	0.98	1.7	0.44
FT36W/2G11	1	36	-20/-29	0.39	46	1.20	20	0.97	1.7	2.61
FT36W/2G11	2	36	-20/-29	0.74	88	1.20	20	0.95	1.7	1.36
FT36W/2G11	3	36	-20/-29	1.11	133	1.20	10	0.98	1.7	0.90
FT36W/2G11	4	36	-20/-29	1.47	176	1.20	10	0.98	1.7	0.68
FT50W/2G11	1	50	-20/-29	0.51	61	1.09	15	0.98	1.7	1.79
FT50W/2G11	2	50	-20/-29	0.98	117	1.09	10	0.98	1.7	0.93
FT50W/2G11	3	50	-20/-29	1.49	178	1.10	10	0.98	1.7	0.62
FT50W/2G11	4	50	-20/-29	1.96	235	1.10	10	0.98	1.7	0.47
FT55W/2G11	1	55	-20/-29	0.49	58	0.89	15	0.98	1.7	1.53
FT55W/2G11	2	55	-20/-29	0.93	111	0.89	10	0.97	1.7	0.80
FT55W/2G11	3	55	-20/-29	1.41	169	0.90	10	0.98	1.7	0.53
FT55W/2G11	4	55	-20/-29	1.86	222	0.90	10	0.98	1.7	0.41

### Wiring Diagram



Revised 08/08/12

Data is based upon tests performed by Advance Transformer in a controlled environment and representative of relative performance. Actual performance can vary depending on operating conditions. Specifications are subject to change without notice. All specifications are nominal unless otherwise noted.

### ADVANCE TRANSFORMER CO.

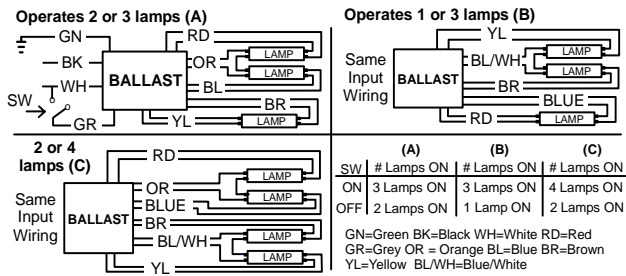
O'HARE INTERNATIONAL CENTER · 10275 WEST HIGGINS ROAD · ROSEMONT, IL 60018  
 Customer Support/Technical Service: Phone: 800-372-3331 · Fax: 847-768-7768  
 Corporate Offices: Phone: 800-322-2086

The wiring diagram that appears above is for the lamp type denoted by the asterisk (\*)

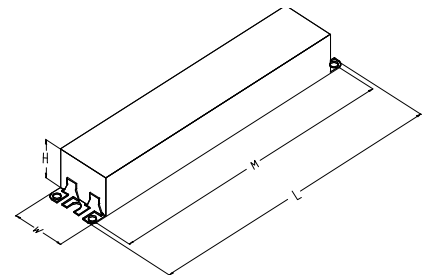
### Standard Lead Length (inches)

	in.	cm.
Black	25	63.5
White	25	63.5
Blue	28	71.1
Red	28	71.1
Yellow	28	71.1
Gray	25	63.5
Violet		0

	in.	cm.
Yellow/Blue		0
Blue/White	33	83.8
Brown	28	71.1
Orange	33	83.8
Orange/Black		0
Black/White		0
Red/White		0



### Enclosure



### Enclosure Dimensions

OverAll (L)	Width (W)	Height (H)	Mounting (M)
16.7 "	1.7 "	1.18 "	16.34 "
16 7/10	1 7/10	1 9/50	16 17/50
42.4 cm	4.3 cm	3 cm	41.5 cm



**Electrical Specifications**

<b>ICN4S5490C2LSG @ 120</b>	
Brand Name	<b>CENTIUM T5</b>
Ballast Type	<b>Electronic</b>
Starting Method	<b>Programmed Start</b>
Lamp Connection	<b>Series/Parallel</b>
Input Voltage	<b>120-277</b>
Input Frequency	<b>50/60 HZ</b>
Status	<b>Active</b>

**Notes:**

Section I - Physical Characteristics

- 1.1 Ballast shall be physically interchangeable with standard electromagnetic or standard electronic ballasts, where applicable.
- 1.2 Ballast shall be provided with integral leads or poke-in wire trap connectors color-coded per ANSI C82.11.

Section II - Performance

- 2.1 Ballast shall be Programmed Start.
- 2.2 Ballast shall contain auto restart circuitry in order to restart lamps without resetting power.
- 2.3 Ballast shall operate from 50/60 Hz input source of \_\_\_\_\_ (120V through 277V or 347V through 480V) with sustained variations of +/- 10% (voltage and frequency).
- 2.4 Ballast shall be high frequency electronic type and operate lamps at a frequency above 42 kHz to avoid interference with infrared devices and eliminate visible flicker.
- 2.5 Ballast shall have a Power Factor greater than 0.98 for primary lamp.
- 2.6 Ballast shall have a minimum ballast factor of 1.0 for primary lamp application.
- 2.7 Ballast shall provide for a Lamp Current Crest Factor of 1.7 or less.
- 2.8 Ballast input current shall have Total Harmonic Distortion (THD) of less than 10% when operated at nominal line voltage with primary lamp.
- 2.9 Ballast shall have a Class A sound rating.
- 2.10 Ballast shall have a minimum starting temperature of \_\_\_\_\_ {-18C (0F) or -29C (-20F)} for primary lamp. Consult lamp manufacturer for temperature versus light output characteristics.
- 2.11 Ballast shall provide Lamp EOL Protection Circuit.
- 2.12 Ballast shall tolerate sustained open circuit and short circuit output conditions.
- 2.13 Four-lamp ballast shall have (semi-independent or independent) lamp operation.

Section III - Regulatory

- 3.1 Ballast shall not contain any Polychlorinated Biphenyl (PCB).
- 3.2 Ballast shall be Underwriters Laboratories (UL) listed, Class P and Type 1 Outdoor; and Canadian Standards Association (CSA) certified where applicable.
- 3.3 Ballast shall comply with ANSI C62.41 Category A for Transient protection.
- 3.4 Ballast shall comply with ANSI C82.11 where applicable.
- 3.5 Ballast shall comply with applicable requirements of the Federal Communications Commission (FCC) rules and regulations, Title 47 CFR part 18, for Non-Consumer equipment.
- 3.6 Ballast shall comply with UL Type CC rating.
- 3.7 Ballast shall comply with NEMA 410 for in-rush current limits.

Section IV - Other

- 4.1 Ballast shall be manufactured in a factory certified to ISO 9001 Quality System Standards.
- 4.2 Ballast shall carry a five-year warranty from date of manufacture against defects in material or workmanship, including replacement, for operation at a maximum case temperature of 70C. Ballasts with a "90C" designation in their catalog number shall also carry a three-year warranty at a maximum case temperature of 90C.
- 4.3 Manufacturer shall have a twenty-year history of producing electronic ballasts for the North American market.



Revised 08/08/12

Data is based upon tests performed by Advance Transformer in a controlled environment and representative of relative performance. Actual performance can vary depending on operating conditions. Specifications are subject to change without notice. All specifications are nominal unless otherwise noted.

**ADVANCE TRANSFORMER CO.**

O'HARE INTERNATIONAL CENTER - 10275 WEST HIGGINS ROAD - ROSEMONT, ILLINOIS 60018  
 TELEPHONE: (847)390-5000 FAX: (847)768-7768



## Electrical Specifications

ICN4S5490C2LSG@277	
Brand Name	CENTIUM T5
Ballast Type	Electronic
Starting Method	Programmed Start
Lamp Connection	Series/Parallel
Input Voltage	120-277
Input Frequency	50/60 HZ
Status	Active

Lamp Type	Num. of Lamps	Rated Lamp Watts	Min. Start Temp (°F/°C)	Input Current (Amps)	Input Power (ANSI Watts)	Ballast Factor	MAX THD %	Power Factor	MAX Lamp Current Crest Factor	B.E.F.
F54T5/HO	1	54	-20/-29	0.24	62	0.99	10	0.90	1.7	1.60
F54T5/HO	2	54	-20/-29	0.43	117	0.99	10	0.98	1.7	0.85
F54T5/HO	3	54	-20/-29	0.66	179	1.00	10	0.98	1.7	0.56
* F54T5/HO	4	54	-20/-29	0.86	234	1.00	10	0.98	1.7	0.43
F54T5/HO/ES (44W)	3	44	5/-15	0.54	149	1.00	10	0.98	1.7	0.67
F54T5/HO/ES (44W)	4	44	5/-15	0.71	197	1.00	10	0.98	1.7	0.51
F54T5/HO/ES (49W)	1	49	-20/-29	0.24	58	0.99	10	0.98	1.7	1.71
F54T5/HO/ES (49W)	2	49	-20/-29	0.43	108	0.99	10	0.98	1.7	0.92
F54T5/HO/ES (49W)	3	49	-20/-29	0.66	165	1.00	10	0.98	1.7	0.61
F54T5/HO/ES (49W)	4	49	-20/-29	0.86	215	1.00	10	0.98	1.7	0.47
F58T8	1	58	-20/-29	0.23	58	0.99	30	0.90	1.7	1.71
F58T8	2	58	-20/-29	0.41	110	0.99	10	0.98	1.7	0.90
F58T8	3	58	-20/-29	0.62	168	1.00	10	0.98	1.7	0.60
F58T8	4	58	-20/-29	0.81	220	1.00	10	0.98	1.7	0.45
FT36W/2G11	1	36	-20/-29	0.18	46	1.20	33	0.90	1.7	2.61
FT36W/2G11	2	36	-20/-29	0.33	88	1.20	20	0.95	1.7	1.36
FT36W/2G11	3	36	-20/-29	0.49	132	1.20	10	0.98	1.7	0.91
FT36W/2G11	4	36	-20/-29	0.64	173	1.20	10	0.98	1.7	0.69
FT50W/2G11	1	50	-20/-29	0.25	61	1.09	30	0.90	1.7	1.79
FT50W/2G11	2	50	-20/-29	0.43	116	1.09	10	0.98	1.7	0.94
FT50W/2G11	3	50	-20/-29	0.65	175	1.10	10	0.98	1.7	0.63
FT50W/2G11	4	50	-20/-29	0.84	230	1.10	10	0.98	1.7	0.48
FT55W/2G11	1	55	-20/-29	0.23	58	0.89	30	0.90	1.7	1.53
FT55W/2G11	2	55	-20/-29	0.41	111	0.89	10	0.97	1.7	0.80
FT55W/2G11	3	55	-20/-29	0.61	166	0.90	10	0.98	1.7	0.54
FT55W/2G11	4	55	-20/-29	0.80	217	0.90	10	0.98	1.7	0.41

## Wiring Diagram



Revised 08/08/12

Data is based upon tests performed by Advance Transformer in a controlled environment and representative of relative performance. Actual performance can vary depending on operating conditions. Specifications are subject to change without notice. All specifications are nominal unless otherwise noted.

### ADVANCE TRANSFORMER CO.

O'HARE INTERNATIONAL CENTER · 10275 WEST HIGGINS ROAD · ROSEMONT, IL 60018

Customer Support/Technical Service: Phone: 800-372-3331 · Fax: 847-768-7768

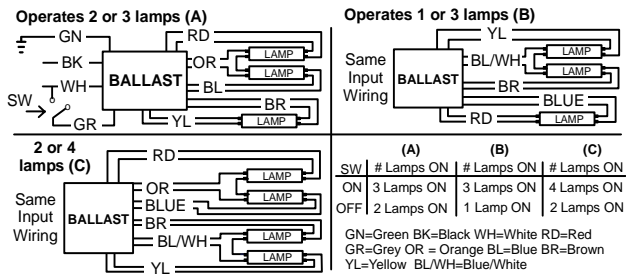
Corporate Offices: Phone: 800-322-2086

The wiring diagram that appears above is for the lamp type denoted by the asterisk (\*)

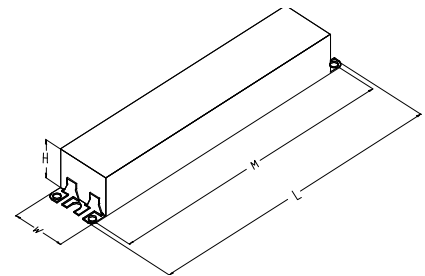
### Standard Lead Length (inches)

	in.	cm.
Black	25	63.5
White	25	63.5
Blue	28	71.1
Red	28	71.1
Yellow	28	71.1
Gray	25	63.5
Violet		0

	in.	cm.
Yellow/Blue		0
Blue/White	33	83.8
Brown	28	71.1
Orange	33	83.8
Orange/Black		0
Black/White		0
Red/White		0



### Enclosure



### Enclosure Dimensions

OverAll (L)	Width (W)	Height (H)	Mounting (M)
16.7 "	1.7 "	1.18 "	16.34 "
16 7/10	1 7/10	1 9/50	16 17/50
42.4 cm	4.3 cm	3 cm	41.5 cm



## Electrical Specifications

### Notes:

#### Section I - Physical Characteristics

- 1.1 Ballast shall be physically interchangeable with standard electromagnetic or standard electronic ballasts, where applicable.
- 1.2 Ballast shall be provided with integral leads or poke-in wire trap connectors color-coded per ANSI C82.11.

#### Section II - Performance

- 2.1 Ballast shall be Programmed Start.
- 2.2 Ballast shall contain auto restart circuitry in order to restart lamps without resetting power.
- 2.3 Ballast shall operate from 50/60 Hz input source of \_\_\_\_\_ (120V through 277V or 347V through 480V) with sustained variations of +/- 10% (voltage and frequency).
- 2.4 Ballast shall be high frequency electronic type and operate lamps at a frequency above 42 kHz to avoid interference with infrared devices and eliminate visible flicker.
- 2.5 Ballast shall have a Power Factor greater than 0.98 for primary lamp.
- 2.6 Ballast shall have a minimum ballast factor of 1.0 for primary lamp application.
- 2.7 Ballast shall provide for a Lamp Current Crest Factor of 1.7 or less.
- 2.8 Ballast input current shall have Total Harmonic Distortion (THD) of less than 10% when operated at nominal line voltage with primary lamp.
- 2.9 Ballast shall have a Class A sound rating.
- 2.10 Ballast shall have a minimum starting temperature of \_\_\_\_\_ {-18C (0F) or -29C (-20F)} for primary lamp. Consult lamp manufacturer for temperature versus light output characteristics.
- 2.11 Ballast shall provide Lamp EOL Protection Circuit.
- 2.12 Ballast shall tolerate sustained open circuit and short circuit output conditions.
- 2.13 Four-lamp ballast shall have (semi-independent or independent) lamp operation.

#### Section III - Regulatory

- 3.1 Ballast shall not contain any Polychlorinated Biphenyl (PCB).
- 3.2 Ballast shall be Underwriters Laboratories (UL) listed, Class P and Type 1 Outdoor; and Canadian Standards Association (CSA) certified where applicable.
- 3.3 Ballast shall comply with ANSI C62.41 Category A for Transient protection.
- 3.4 Ballast shall comply with ANSI C82.11 where applicable.
- 3.5 Ballast shall comply with applicable requirements of the Federal Communications Commission (FCC) rules and regulations, Title 47 CFR part 18, for Non-Consumer equipment.
- 3.6 Ballast shall comply with UL Type CC rating.
- 3.7 Ballast shall comply with NEMA 410 for in-rush current limits.

#### Section IV - Other

- 4.1 Ballast shall be manufactured in a factory certified to ISO 9001 Quality System Standards.
- 4.2 Ballast shall carry a five-year warranty from date of manufacture against defects in material or workmanship, including replacement, for operation at a maximum case temperature of 70C. Ballasts with a "90C" designation in their catalog number shall also carry a three-year warranty at a maximum case temperature of 90C.
- 4.3 Manufacturer shall have a twenty-year history of producing electronic ballasts for the North American market.

ICN4S5490C2LSG @277	
Brand Name	CENTIUM T5
Ballast Type	Electronic
Starting Method	Programmed Start
Lamp Connection	Series/Parallel
Input Voltage	120-277
Input Frequency	50/60 HZ
Status	Active



Revised 08/08/12

Data is based upon tests performed by Advance Transformer in a controlled environment and representative of relative performance. Actual performance can vary depending on operating conditions. Specifications are subject to change without notice. All specifications are nominal unless otherwise noted.

### ADVANCE TRANSFORMER CO.

O'HARE INTERNATIONAL CENTER - 10275 WEST HIGGINS ROAD - ROSEMONT, ILLINOIS 60018  
 TELEPHONE: (847)390-5000 FAX: (847)768-7768