








PHOTOCONTROLS	Cat.#		 
	Job	Type	
			Approvals

ORDERING INFORMATION

	Catalog Number	Voltage	Max. Watts Incandescent		Max. Watts HID		Weight	
					HPF	NPF	lbs	kg
PHOTOCONTROL – BUTTON TYPE¹								
	PBT-1⁶	120	1200		400	250	.125	0.1
	PBT-234⁶	208/240/277	1200		400	250	.125	0.1
PHOTOCONTROL – 1/2" THREAD MOUNT²								
	PTA-1⁶	120	2000		1000	400	.25	0.1
	PTA-8⁶	120-277	2000		1000	400	.25	0.1
	PTA-5	480	2000		1000	400	.25	0.1
PHOTOCONTROL – TWIST-LOCK® CELL³								
	PTL-1⁶	120	1800		1000	400	.25	0.1
	PTL-8⁶	120-277	1800		1000	400	.25	0.1
	PTL-5	480	1800		1000	400	.25	0.1
RECEPTACLE – REMOTE TWIST-LOCK® CELL WITH BRACKET⁴								
	PRR	120-480	1800		1000	400	.5	0.2
SHORTING CAP – TWIST-LOCK® MOUNT⁵								
	PSC	Completes circuit – eliminates PCR					.25	0.1

- 1 Miniature photocontrol sealed in a sturdy plastic housing 2 1/16" x 1 1/8" s 7/8" with 3/4" nipple length. Nipple dia. is 3/8" pipe thread – 5/8" outside diameter fits 1/2" tapped hubs Use in any suitable enclosed box or luminaire. A gasket and lock nut provide weather tight seal at exit point.
- 2 Weatherproof photocontrol in a polycarbonate housing with field adjustable light sensitivity level feature. 3 5/8" x 2" x 1 1/2" housing with 5/8" nipple length.
- 3 Weatherproof Twist-Lock® photocell enclosed in a high butyrate protective housing. Meets EEL-NEMA standards. For use with Twist-Lock® receptacles (PCR).
- 4 Remote receptacle for PTL Twist-Lock® cell. Includes aluminum angle bracket and color coded leads. Bolts to wood poles, crossarms, walls or any flat surface.
- 5 Weatherproof shorting cap to complete circuit and allow fixture to operate when Twist-Lock® photocontrol (PTL) is not used. For use with Twist-Lock® receptacles (PCR).
- 6 CSA certified.