



Industry Standards
UL 870
NEMA/EEMAC Type 1

UL Files E32576

CSA File LL66078

FEATURES-SPECIFICATIONS

Applications

Designed to protect electrical wiring in applications where dirt, dust, oil and water are not serious problems. All sections are open on one side so wires and cable can be laid in along an entire wireway run.

A complete selection of sections and fittings is offered in five sizes:

2.50" x 2.50" (64 x 64)
4.00" x 4.00" (102 x 102)
6.00" x 6.00" (152 x 152)
8.00" x 8.00" (203 x 203)
10.00" x 10.00" (255 x 255)*
12.00" x 12.00" (305 x 305)**

Construction

- 2.50" x 2.50" (64 x 64), 4.00" x 4.00" (102 x 102) 6.00" x 6.00" (152 x 152) bodies and covers are fabricated from 16 gauge steel
- 8.00" x 8.00" (203 x 203), 10.00" x 10.00" (255 x 255), 12.00" x 12.00" (305 x 305) bodies and covers are fabricated from 14 gauge steel
- Available with or without knockouts in all sizes except the 10.00" x 10.00" (255 x 255) and 12.00" x 12.00" (305 x 305) which are available without knockouts only (See knockout pattern chart)

- HS Series combination hinge/screw cover design offers easy access to open top for "lay-in" of wireway. Screws do not need to be removed to open top
- S Series screw cover design covers held firmly in place with captivated screw fasteners
- Straight sections with knockouts are provided on side walls on wireways

Finish

- ANSI 61 gray polyester powder inside and out over phosphatized surfaces
- Pre-galvanized steel is unpainted

HS & S SERIES WIREWAYS (STRAIGHT SECTIONS)										
CATALOG NUMBER										LENGTH
2.50 x 2.50 (64 x 64)		4.00 x 4.00 (102 x 102)		6.00 x 6.00 (152 x 152)		8.00 x 8.00 (203 x 203)		10.00 x 10.00* (254 x 254)	12.00 x 12.00** (305 x 305)	
WITH KNOCKOUTS	WITHOUT KNOCKOUTS	WITH KNOCKOUTS	WITHOUT KNOCKOUTS	WITH KNOCKOUTS	WITHOUT KNOCKOUTS	WITH KNOCKOUTS	WITHOUT KNOCKOUTS	WITHOUT KNOCKOUTS	WITHOUT KNOCKOUTS	
HINGE COVER										
HS221	HS221NK	HS441	HS441NK	HS661	HS661NK	HS881	HS881NK	—	HS12121NK	12.00" (305)
HS222	HS222NK	HS442	HS442NK	HS662	HS662NK	HS882	HS882NK	—	HS12122NK	24.00" (610)
HS223	HS223NK	HS443	HS443NK	HS663	HS663NK	HS883	HS883NK	—	HS12123NK	36.00" (914)
HS224	HS224NK	HS444	HS444NK	HS664	HS664NK	HS884	HS884NK	—	HS12124NK	48.00" (1219)
HS225	HS225NK	HS445	HS445NK	HS665	HS665NK	HS885	HS885NK	—	HS12125NK	60.00" (1524)
HS226	HS226NK	HS446	HS446NK	HS666	HS666NK	HS886	HS886NK	—	HS12126NK	72.00" (1829)
HS2210	HS2210NK	HS4410	HS4410NK	HS6610	HS6610NK	HS8810	HS8810NK	—	HS121210NK	120.00" (3048)
SCREW COVER										
S2212	S2212NK	S4412	S4412NK	S6612	S6612NK	S8812	S8812NK	S101012NK	S121212NK	12.00" (305)
S2224	S2224NK	S4424	S4424NK	S6624	S6624NK	S8824	S8824NK	S101024NK	S121224NK	24.00" (610)
S2236	S2236NK	S4436	S4436NK	S6636	S6636NK	S8836	S8836NK	S101036NK	S121236NK	36.00" (914)
S2248	S2248NK	S4448	S4448NK	S6648	S6648NK	S8848	S8848NK	S101048NK	S121248NK	48.00" (1219)
S2260	S2260NK	S4460	S4460NK	S6660	S6660NK	S8860	S8860NK	S101060NK	S121260NK	60.00" (1524)
S2272	S2272NK	S4472	S4472NK	S6672	S6672NK	S8872	S8872NK	S101072NK	S121272NK	72.00" (1829)
S22120	S22120NK	S44120	S44120NK	S66120	S66120NK	S88120	S88120NK	S1010120NK	S1212120NK	120.00" (3048)
S SERIES WIREWAYS (STRAIGHT SECTION) GALVANIZED										
S2212G	S2212GNK	S4412G	S4412GNK	S6612G	S6612GNK	S8812G	S8812GNK	S101012GNK	S121212GNK	12.00" (305)
S2224G	S2224GNK	S4424G	S4424GNK	S6624G	S6624GNK	S8824G	S8824GNK	S101024GNK	S121224GNK	24.00" (610)
S2236G	S2236GNK	S4436G	S4436GNK	S6636G	S6636GNK	S8836G	S8836GNK	S101036GNK	S121236GNK	36.00" (914)
S2248G	S2248GNK	S4448G	S4448GNK	S6648G	S6648GNK	S8848G	S8848GNK	S101048GNK	S121248GNK	48.00" (1219)
S2260G	S2260GNK	S4460G	S4460GNK	S6660G	S6660GNK	S8860G	S8860GNK	S101060GNK	S121260GNK	60.00" (1524)
S2272G	S2272GNK	S4472G	S4472GNK	S6672G	S6672GNK	S8872G	S8872GNK	S101072GNK	S121272GNK	72.00" (1829)
S22120G	S22120GNK	S44120G	S44120GNK	S66120G	S66120GNK	S88120G	S88120GNK	S1010120GNK	S1212120GNK	120.00" (3048)

* 10" x 10" S SERIES only. Not UL listed. (Consult factory for dimensions and drawings for 10" x 10" wireway straight sections.)

** 12" x 12" not UL Listed. (Consult factory for dimensions and drawings for 12" x 12" wireway straight sections.)

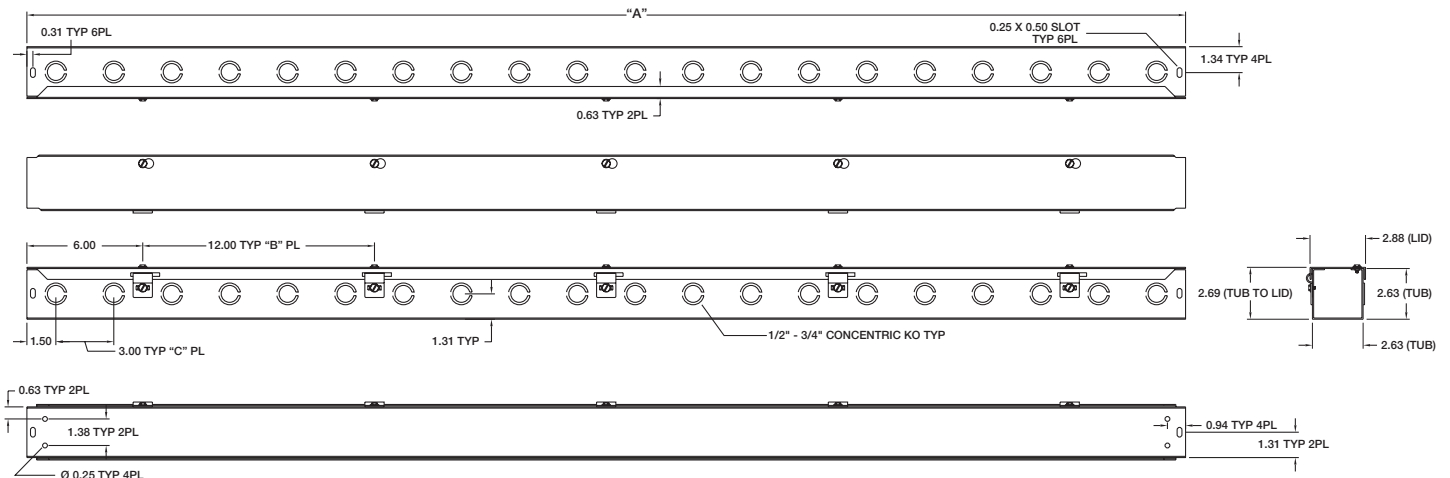


WIEGMANN

HS & S SERIES WIREWAY ACCESSORIES						
CATALOG NUMBER						
2.50 x 2.50 (64 x 64)	4.00 x 4.00 (102 x 102)	6.00 x 6.00 (152 x 152)	8.00 x 8.00 (203 x 203)	10.00 x 10.00* (254 x 254)	12.00 x 12.00* (305 x 305)	DESCRIPTION
—	E0404	E0606	E0808	—	—	End caps (with knockouts)
E0202NK	—	—	—	E1010NK	E1212NK	End caps (without knockouts)
T0202	T0404	T0606	T0808	T1010	T1212	Tee
X0202	X0404	X0606	X0808	X1010	X1212	Cross
AF0202	AF0404	AF0606	AF0808	AF1010	AF1212	Telescope
C0202	C0404	C0606	C0808	C1010	C1212	Connectors
PA0202	PA0404	PA0606	PA0808	PA1010	PA1212	Panel-Adapter
BH0202	BH0404	BH0606	BH0808	BH1010	BH1212	Bracket Hanger
—	R0402	R0604	R0806	R1008	R1208	Reducer
SL020290	SL040490	SL060690	SL080890	SL101090	SL121290	Sweep Elbow – 90°
L020290	L040490	L060690	L080890	L101090	L121290	Elbow – 90°
L020245	L040445	L060645	L080845	L101045	L121245	Elbow – 45°
S SERIES ACCESSORIES (GALVANIZED)						
—	E0404G	E0606G	E0808G	—	—	End caps (without knockouts)
E0202GNK	—	—	—	E1010GNK	E1212GNK	End caps (with knockouts)
T0202G	T0404G	T0606G	T0808G	T1010G	T1212G	Galvanized Tee
X0202G	X0404G	X0606G	X0808G	X1010G	X1212G	Galvanized Cross
AF0202G	AF0404G	AF0606G	AF0808G	AF1010G	AF1212G	Galvanized Telescope
C0202G	C0404G	C0606G	C0808G	C1010G	C1212G	Galvanized Connectors
PA0202G	PA0404G	PA0606G	PA0808G	PA1010G	PA1212G	Galvanized Panel-Adapter
BH0202G	BH0404G	BH0606G	BH0808G	BH1010G	BH1212G	Galvanized Bracket Hanger
—	R0402G	R0604G	R0806G	R1008G	R1208G	Galvanized Reducer
SL020290G	SL040490G	SL060690G	SL080890G	SL101090G	SL121290G	Galvanized Sweep Elbow – 90°
L020290G	L040490G	L060690G	L080890G	L101090G	L121290G	Galvanized Elbow – 90°
L020245G	L040445G	L060645G	L080845G	L101045G	L121245G	Galvanized Elbow – 45°

HS SERIES 2" STRAIGHT SECTION DIMENSIONS			
CATALOG NUMBER	A	B	C
HS221 & HS221NK	12.00 (300)	—	3.00 (75)
HS222 & HS222NK	24.00 (600)	1.00 (25)	7.00 (175)
HS223 & HS223NK	36.00 (900)	2.00 (50)	11.00 (275)
HS224 & HS224NK	48.00 (1200)	3.00 (75)	15.00 (375)
HS225 & HS225NK	60.00 (1500)	4.00 (100)	19.00 (475)
HS226 & HS226NK	72.00 (1800)	5.00 (125)	23.00 (575)
HS2210 & HS2210NK	120.00 (3000)	9.00 (225)	39.00 (975)

NK = No Knockouts

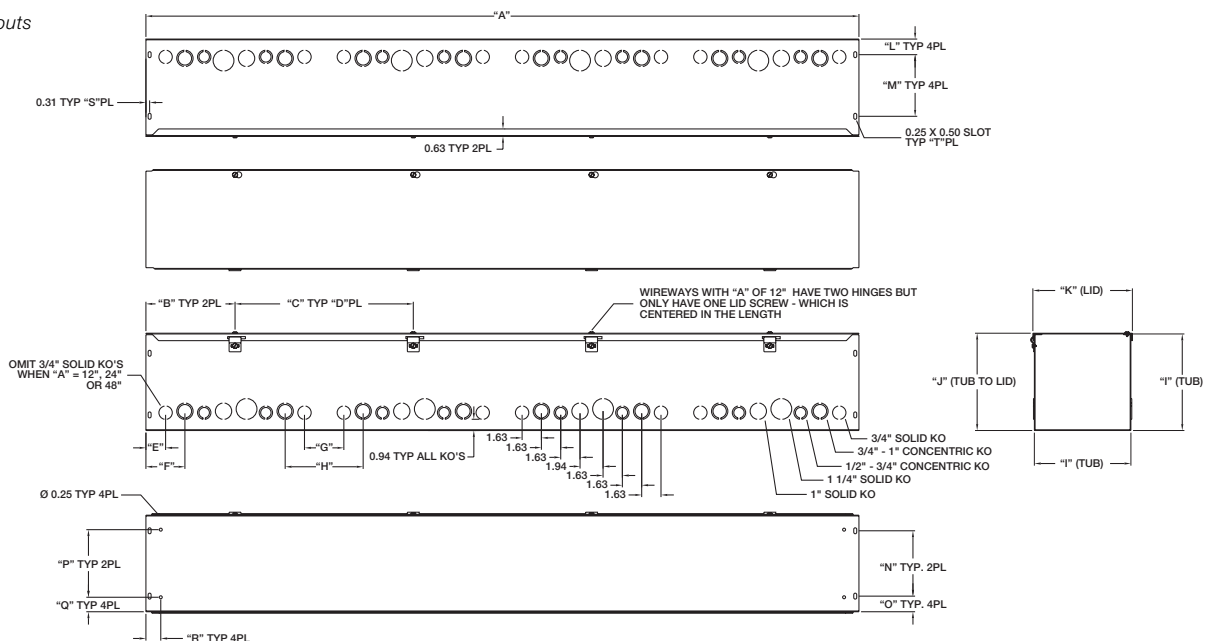


HS SERIES 2" STRAIGHT SECTION DIMENSIONS



HS SERIES 4", 6", AND 8" STRAIGHT SECTION DIMENSIONS																				
CATALOG NUMBER	A	B	C	D	E	F	G	H	I	J	K	L	M	N	O	P	Q	R	S	T
HS441 & HS441NK	12.00 (300)	3.00 (75)	6.00 (150)	—	—	1.78 (45)	—	—	4.12 (103)	4.19 (105)	4.38 (110)	2.44 (61)	—	—	2.06 (52)	2.69 (67)	.72 (18)	.94 (24)	6.00 (150)	6.00 (150)
HS442 & HS442NK	24.00 (600)	6.00 (150)	12.00 (300)	—	—	1.78 (45)	—	6.56 (164)	4.12 (103)	4.19 (105)	4.38 (110)	2.44 (61)	—	—	2.06 (52)	2.69 (67)	.72 (18)	.94 (24)	6.00 (150)	6.00 (150)
HS443 & HS443NK	36.00 (900)	9.00 (225)	18.00 (450)	—	3.16 (79)	—	6.31 (158)	—	4.12 (103)	4.19 (105)	4.38 (110)	2.44 (61)	—	—	2.06 (52)	2.69 (67)	.72 (18)	.94 (24)	6.00 (150)	6.00 (150)
HS444 & HS444NK	48.00 (1200)	6.00 (150)	12.00 (300)	3.00 (75)	—	1.78 (45)	—	6.56 (164)	4.12 (103)	4.19 (105)	4.38 (110)	2.44 (61)	—	—	2.06 (52)	2.69 (67)	.72 (18)	.94 (24)	6.00 (150)	6.00 (150)
HS445 & HS445NK	60.00 (1500)	7.50 (188)	15.00 (375)	3.00 (75)	1.66 (42)	—	3.31 (83)	—	4.12 (103)	4.19 (105)	4.38 (110)	2.44 (61)	—	—	2.06 (52)	2.69 (67)	.72 (18)	.94 (24)	6.00 (150)	6.00 (150)
HS446 & HS446NK	72.00 (1800)	9.00 (225)	18.00 (450)	3.00 (75)	3.16 (79)	—	6.31 (158)	—	4.12 (103)	4.19 (105)	4.38 (110)	2.44 (61)	—	—	2.06 (52)	2.69 (67)	.72 (18)	.94 (24)	6.00 (150)	6.00 (150)
HS4410 & HS4410NK	120.00 (3000)	7.50 (188)	15.00 (375)	7.00 (175)	1.66 (42)	—	3.31 (83)	—	4.12 (103)	4.19 (105)	4.38 (110)	2.44 (61)	—	—	2.06 (52)	2.69 (67)	.72 (18)	.94 (24)	6.00 (150)	6.00 (150)
HS661 & HS661NK	12.00 (300)	3.00 (75)	6.00 (150)	—	—	1.78 (45)	—	—	6.12 (153)	6.19 (155)	6.38 (160)	1.34 (34)	3.53 (88)	3.56 (89)	1.28 (52)	3.75 (67)	1.19 (18)	1.12 (24)	12.00 (150)	12.00 (150)
HS662 & HS662NK	24.00 (600)	6.00 (150)	12.00 (300)	—	—	1.78 (45)	—	6.56 (164)	6.12 (153)	6.19 (155)	6.38 (160)	1.34 (34)	3.53 (88)	3.56 (89)	1.28 (52)	3.75 (67)	1.19 (18)	1.12 (24)	12.00 (150)	12.00 (150)
HS663 & HS663NK	36.00 (900)	9.00 (225)	18.00 (450)	—	3.16 (79)	—	6.31 (158)	—	6.12 (153)	6.19 (155)	6.38 (160)	1.34 (34)	3.53 (88)	3.56 (89)	1.28 (52)	3.75 (67)	1.19 (18)	1.12 (24)	12.00 (150)	12.00 (150)
HS664 & HS664NK	48.00 (1200)	6.00 (150)	12.00 (300)	3.00 (75)	—	1.78 (45)	—	6.56 (164)	6.12 (153)	6.19 (155)	6.38 (160)	1.34 (34)	3.53 (88)	3.56 (89)	1.28 (52)	3.75 (67)	1.19 (18)	1.12 (24)	12.00 (150)	12.00 (150)
HS665 & HS665NK	60.00 (1500)	7.50 (188)	15.00 (375)	3.00 (75)	1.66 (42)	—	3.31 (83)	—	6.12 (153)	6.19 (155)	6.38 (160)	1.34 (34)	3.53 (88)	3.56 (89)	1.28 (52)	3.75 (67)	1.19 (18)	1.12 (24)	12.00 (150)	12.00 (150)
HS666 & HS666NK	72.00 (1800)	9.00 (225)	18.00 (450)	3.00 (75)	3.16 (79)	—	6.31 (158)	—	6.12 (153)	6.19 (155)	6.38 (160)	1.34 (34)	3.53 (88)	3.56 (89)	1.28 (52)	3.75 (67)	1.19 (18)	1.12 (24)	12.00 (150)	12.00 (150)
HS6610 & HS6610NK	120.00 (3000)	7.50 (188)	15.00 (375)	7.00 (175)	1.66 (42)	—	3.31 (83)	—	6.12 (153)	6.19 (155)	6.38 (160)	1.34 (34)	3.53 (88)	3.56 (89)	1.28 (52)	3.75 (67)	1.19 (18)	1.12 (24)	12.00 (150)	12.00 (150)
HS881 & HS881NK	12.00 (300)	3.00 (75)	6.00 (150)	—	—	1.78 (45)	—	—	8.12 (203)	8.19 (205)	8.38 (210)	1.31 (34)	5.19 (88)	5.50 (89)	1.31 (52)	1.69 (67)	1.22 (18)	1.25 (24)	12.00 (150)	12.00 (150)
HS882 & HS882NK	24.00 (600)	6.00 (150)	12.00 (300)	—	—	1.78 (45)	—	6.56 (164)	8.12 (203)	8.19 (205)	8.38 (210)	1.31 (34)	5.19 (88)	5.50 (89)	1.31 (52)	1.69 (67)	1.22 (18)	1.25 (24)	12.00 (150)	12.00 (150)
HS883 & HS883NK	36.00 (900)	9.00 (225)	18.00 (450)	—	3.16 (79)	—	6.31 (158)	—	8.12 (203)	8.19 (205)	8.38 (210)	1.31 (34)	5.19 (88)	5.50 (89)	1.31 (52)	1.69 (67)	1.22 (18)	1.25 (24)	12.00 (150)	12.00 (150)
HS884 & HS884NK	48.00 (1200)	6.00 (150)	12.00 (300)	3.00 (75)	—	1.78 (45)	—	6.56 (164)	8.12 (203)	8.19 (205)	8.38 (210)	1.31 (34)	5.19 (88)	5.50 (89)	1.31 (52)	1.69 (67)	1.22 (18)	1.25 (24)	12.00 (150)	12.00 (150)
HS885 & HS885NK	60.00 (1500)	7.50 (188)	15.00 (375)	3.00 (75)	1.66 (42)	—	3.31 (83)	—	8.12 (203)	8.19 (205)	8.38 (210)	1.31 (34)	5.19 (88)	5.50 (89)	1.31 (52)	1.69 (67)	1.22 (18)	1.25 (24)	12.00 (150)	12.00 (150)
HS886 & HS886NK	72.00 (1800)	9.00 (225)	18.00 (450)	3.00 (75)	3.16 (79)	—	6.31 (158)	—	8.12 (203)	8.19 (205)	8.38 (210)	1.31 (34)	5.19 (88)	5.50 (89)	1.31 (52)	1.69 (67)	1.22 (18)	1.25 (24)	12.00 (150)	12.00 (150)
HS8810 & HS8810NK	120.00 (3000)	7.50 (188)	15.00 (375)	7.00 (175)	1.66 (42)	—	3.31 (83)	—	8.12 (203)	8.19 (205)	8.38 (210)	1.31 (34)	5.19 (88)	5.50 (89)	1.31 (52)	1.69 (67)	1.22 (18)	1.25 (24)	12.00 (150)	12.00 (150)

NK = No Knockouts



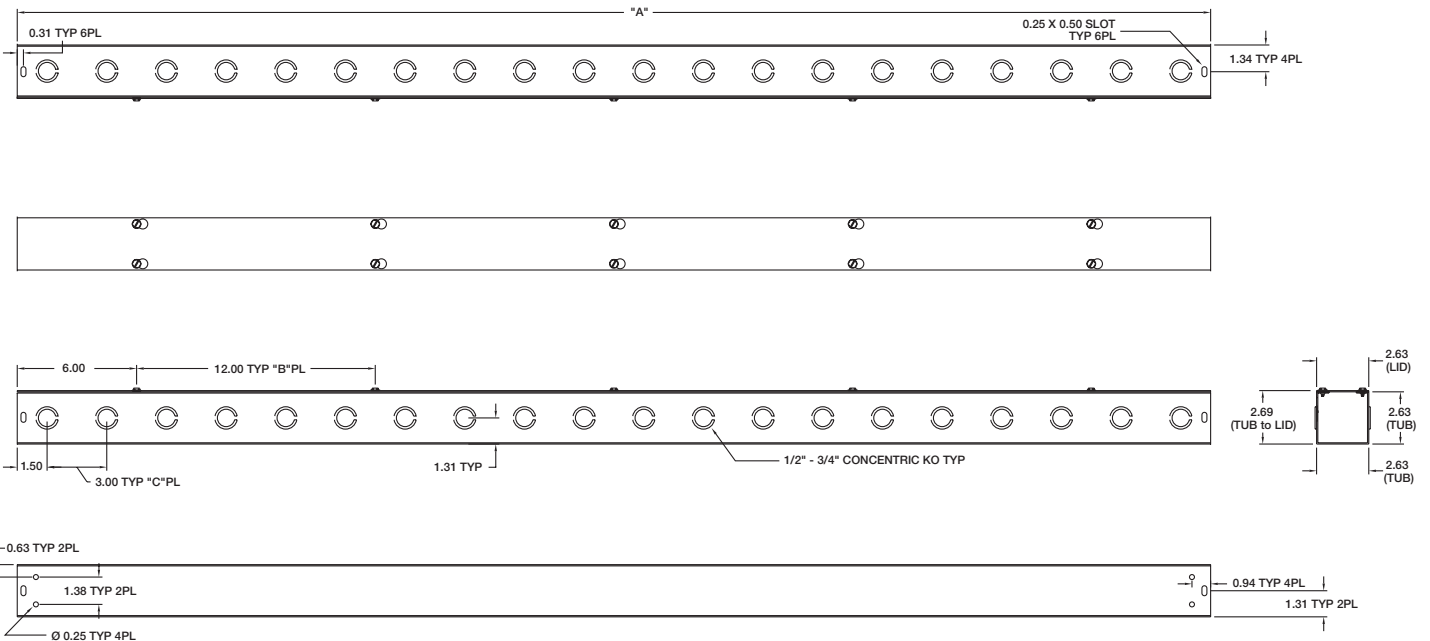
WIEGMANN

HS SERIES 4", 6" AND 8" STRAIGHT SECTION DIMENSIONS

S SERIES 2" STRAIGHT SECTION DIMENSIONS

CATALOG NUMBER	A	B	C
S2212, S2212NK, S2212G AND S2212GNK	12.00 (300)	—	3.00 (75)
S2224, S2224NK, S2224G AND S2224GNK	24.00 (600)	1.00 (25)	7.00 (175)
S2236, S2236NK, S2236G AND S2236GNK	36.00 (900)	2.00 (50)	11.00 (275)
S2248, S2248NK, S2248G AND S2248GNK	48.00 (1200)	3.00 (75)	15.00 (375)
S2260, S2260NK, S2260G AND S2260GNK	60.00 (1500)	4.00 (100)	19.00 (475)
S2272, S2272NK, S2272G AND S2272GNK	72.00 (1800)	5.00 (125)	23.00 (575)
S22120, S22120NK, S22120G AND S22120GNK	120.00 (3000)	9.00 (225)	39.00 (975)

NK = No Knockouts

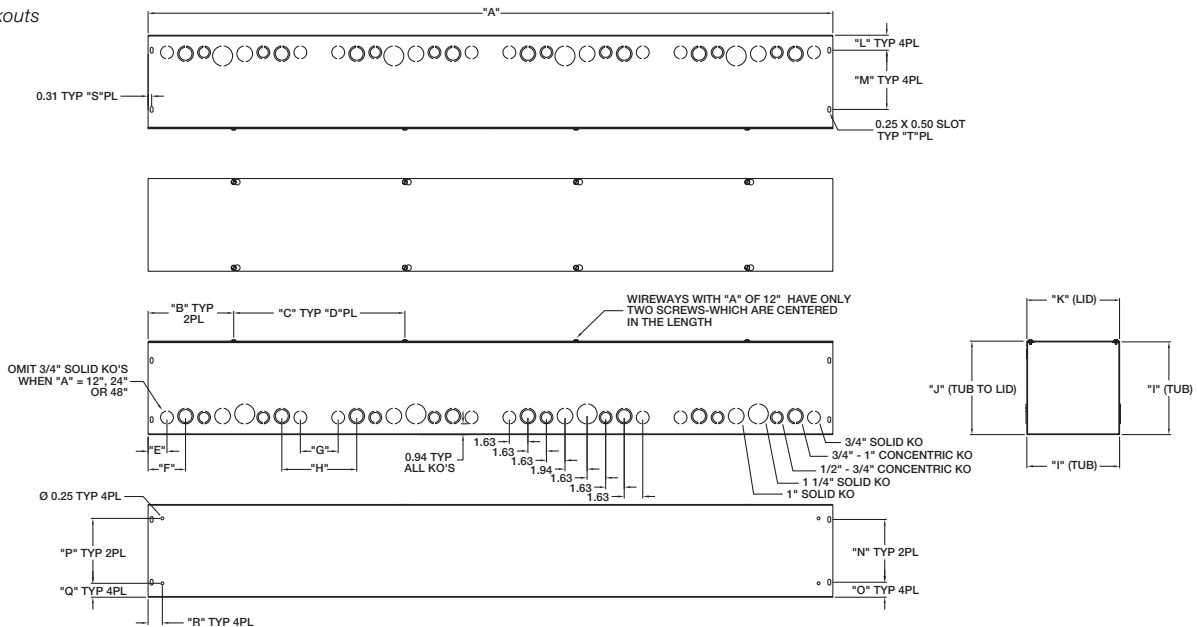


S SERIES 2" STRAIGHT SECTION DIMENSIONS



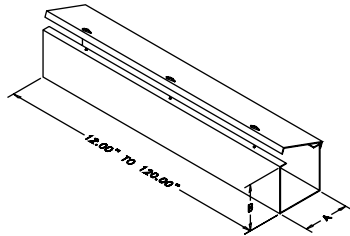
S SERIES 4", 6", AND 8" STRAIGHT SECTION DIMENSIONS																				
CATALOG NUMBER	A	B	C	D	E	F*	G*	H*	I	J	K	L	M	N	O	P	Q	R	S	T
S4412, S4412G, S4412NK & S4412GNK	12.00 (300)	3.00 (75)	6.00 (150)	—	—	1.78 (45)	—	—	4.12 (103)	4.19 (105)	3.19 (80)	2.44 (61)	—	—	2.06 (52)	2.69 (67)	.72 (18)	.94 (24)	6.00 (150)	6.00 (150)
S4424, S4424G, S4424NK & S4424GNK	24.00 (600)	6.00 (150)	12.00 (300)	—	—	1.78 (45)	—	3.56 (89)	4.12 (103)	4.19 (105)	3.19 (80)	2.44 (61)	—	—	2.06 (52)	2.69 (67)	.72 (18)	.94 (24)	6.00 (150)	6.00 (150)
S4436, S4436G, S4436NK & S4436GNK	36.00 (900)	9.00 (225)	18.00 (450)	—	3.16 (79)	—	6.31 (158)	—	4.12 (103)	4.19 (105)	3.19 (80)	2.44 (61)	—	—	2.06 (52)	2.69 (67)	.72 (18)	.94 (24)	6.00 (150)	6.00 (150)
S4448, S4448G, S4448NK & S4448GNK	48.00 (1200)	6.00 (150)	12.00 (300)	3.00 (75)	—	1.78 (45)	—	3.56 (89)	4.12 (103)	4.19 (105)	3.19 (80)	2.44 (61)	—	—	2.06 (52)	2.69 (67)	.72 (18)	.94 (24)	6.00 (150)	6.00 (150)
S4460, S4460G, S4460NK & S4460GNK	60.00 (1500)	7.50 (188)	15.00 (375)	3.00 (75)	1.66 (42)	—	3.31 (83)	—	4.12 (103)	4.19 (105)	3.19 (80)	2.44 (61)	—	—	2.06 (52)	2.69 (67)	.72 (18)	.94 (24)	6.00 (150)	6.00 (150)
S4472, S4472G, S4472NK & S4472GNK	72.00 (1800)	9.00 (225)	18.00 (450)	3.00 (75)	3.16 (79)	—	6.31 (158)	—	4.12 (103)	4.19 (105)	3.19 (80)	2.44 (61)	—	—	2.06 (52)	2.69 (67)	.72 (18)	.94 (24)	6.00 (150)	6.00 (150)
S44120, S44120G, S44120NK & S44120GNK	120.00 (3000)	7.50 (188)	15.00 (375)	7.00 (175)	1.66 (42)	—	3.31 (83)	—	4.12 (103)	4.19 (105)	3.19 (80)	2.44 (61)	—	—	2.06 (52)	2.69 (67)	.72 (18)	.94 (24)	6.00 (150)	6.00 (150)
S6612, S6612G, S6612NK & S6612GNK	12.00 (300)	3.00 (75)	6.00 (150)	—	—	1.78 (45)	—	—	6.12 (153)	6.19 (155)	5.19 (130)	1.34 (34)	3.53 (88)	3.56 (89)	1.28 (52)	3.75 (67)	1.19 (18)	1.12 (24)	12.00 (150)	12.00 (150)
S6624, S6624G, S6624NK & S6624GNK	24.00 (600)	6.00 (150)	12.00 (300)	—	—	1.78 (45)	—	3.56 (89)	6.12 (153)	6.19 (155)	5.19 (130)	1.34 (34)	3.53 (88)	3.56 (89)	1.28 (52)	3.75 (67)	1.19 (18)	1.12 (24)	12.00 (150)	12.00 (150)
S6636, S6636G, S6636NK & S6636GNK	36.00 (900)	9.00 (225)	18.00 (450)	—	3.16 (79)	—	6.31 (158)	—	6.12 (153)	6.19 (155)	5.19 (130)	1.34 (34)	3.53 (88)	3.56 (89)	1.28 (52)	3.75 (67)	1.19 (18)	1.12 (24)	12.00 (150)	12.00 (150)
S6648, S6648G, S6648NK & S6648GNK	48.00 (1200)	6.00 (150)	12.00 (300)	3.00 (75)	—	1.78 (45)	—	3.56 (89)	6.12 (153)	6.19 (155)	5.19 (130)	1.34 (34)	3.53 (88)	3.56 (89)	1.28 (52)	3.75 (67)	1.19 (18)	1.12 (24)	12.00 (150)	12.00 (150)
S6660, S6660G, S6660NK & S6660GNK	60.00 (1500)	7.50 (188)	15.00 (375)	3.00 (75)	1.66 (42)	—	3.31 (83)	—	6.12 (153)	6.19 (155)	5.19 (130)	1.34 (34)	3.53 (88)	3.56 (89)	1.28 (52)	3.75 (67)	1.19 (18)	1.12 (24)	12.00 (150)	12.00 (150)
S6672, S6672G, S6672NK & S6672GNK	72.00 (1800)	9.00 (225)	18.00 (450)	3.00 (75)	3.16 (79)	—	6.31 (158)	—	6.12 (153)	6.19 (155)	5.19 (130)	1.34 (34)	3.53 (88)	3.56 (89)	1.28 (52)	3.75 (67)	1.19 (18)	1.12 (24)	12.00 (150)	12.00 (150)
S88120, S88120G, S88120NK & S88120GNK	120.00 (3000)	7.50 (188)	15.00 (375)	7.00 (175)	1.66 (42)	—	3.31 (83)	—	6.12 (153)	6.19 (155)	5.19 (130)	1.34 (34)	3.53 (88)	3.56 (89)	1.28 (52)	3.75 (67)	1.19 (18)	1.12 (24)	12.00 (150)	12.00 (150)
S8812, S8812G, S8812NK & S8812GNK	12.00 (300)	3.00 (75)	6.00 (150)	—	—	1.78 (45)	—	—	8.12 (203)	8.19 (205)	7.94 (199)	1.31 (34)	5.19 (88)	5.50 (89)	1.31 (52)	1.69 (67)	1.22 (18)	1.25 (24)	12.00 (150)	12.00 (150)
S8824, S8824G, S8824NK & S8824GNK	24.00 (600)	6.00 (150)	12.00 (300)	—	—	1.78 (45)	—	3.56 (89)	8.12 (203)	8.19 (205)	7.94 (199)	1.31 (34)	5.19 (88)	5.50 (89)	1.31 (52)	1.69 (67)	1.22 (18)	1.25 (24)	12.00 (150)	12.00 (150)
S8836, S8836G, S8836NK & S8836GNK	36.00 (900)	9.00 (225)	18.00 (450)	—	3.16 (79)	—	6.31 (158)	—	8.12 (203)	8.19 (205)	7.94 (199)	1.31 (34)	5.19 (88)	5.50 (89)	1.31 (52)	1.69 (67)	1.22 (18)	1.25 (24)	12.00 (150)	12.00 (150)
S8848, S8848G, S8848NK & S8848GNK	48.00 (1200)	6.00 (150)	12.00 (300)	3.00 (75)	—	1.78 (45)	—	3.56 (89)	8.12 (203)	8.19 (205)	7.94 (199)	1.31 (34)	5.19 (88)	5.50 (89)	1.31 (52)	1.69 (67)	1.22 (18)	1.25 (24)	12.00 (150)	12.00 (150)
S8860, S8860G, S8860NK & S8860GNK	60.00 (1500)	7.50 (188)	15.00 (375)	3.00 (75)	1.66 (42)	—	3.31 (83)	—	8.12 (203)	8.19 (205)	7.94 (199)	1.31 (34)	5.19 (88)	5.50 (89)	1.31 (52)	1.69 (67)	1.22 (18)	1.25 (24)	12.00 (150)	12.00 (150)
S8872, S8872G, S8872NK & S8872GNK	72.00 (1800)	9.00 (225)	18.00 (450)	3.00 (75)	3.16 (79)	—	6.31 (158)	—	8.12 (203)	8.19 (205)	7.94 (199)	1.31 (34)	5.19 (88)	5.50 (89)	1.31 (52)	1.69 (67)	1.22 (18)	1.25 (24)	12.00 (150)	12.00 (150)
S88120, S88120G, S88120NK & S88120GNK	120.00 (3000)	7.50 (188)	15.00 (375)	7.00 (175)	1.66 (42)	—	3.31 (83)	—	8.12 (203)	8.19 (205)	7.94 (199)	1.31 (34)	5.19 (88)	5.50 (89)	1.31 (52)	1.69 (67)	1.22 (18)	1.25 (24)	12.00 (150)	12.00 (150)

NK = No Knockouts
G = Galvanized

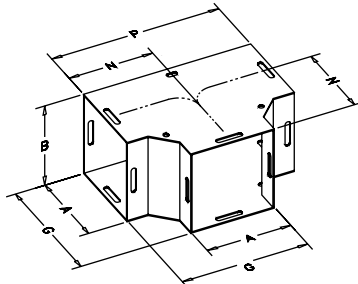


S SERIES 4", 6" AND 8" STRAIGHT SECTION DIMENSIONS

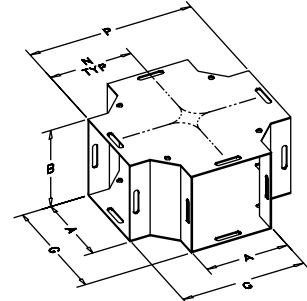
HS & S SERIES ACCESSORIES DIMENSIONS										
A X B	G	H	J	K	L	M	N	O	P	Q
2.50x2.50 (64x64)	4.5 (114)	2.75 (70)	7.91(201)	7.75 (197)	4.63 (117)	3.31 (84)	3.25 (83)	3.75 (95)	6.5 (165)	—
4.00x4.00 (102x102)	6.00 (152)	3.38 (86)	9.41 (239)	10.75 (273)	6.13 (153)	4.06 (103)	4.00 (102)	5.25 (133)	8.00 (203)	—
6.00x6.00 (152x152)	8.00 (152)	4.25 (108)	11.34 (288)	14.75 (375)	8.13 (206)	3.28 (83)	5.00 (127)	7.25 (184)	10.00 (254)	6.84 (174)
8.00x8.00 (203x203)	10.00 (254)	5.06 (129)	13.44 (341)	18.75 (476)	10.13 (257)	3.28 (83)	6.00 (152)	9.25 (235)	12.00 (305)	8.84 (225)
12.00x12.00 (305x305)	14.00 (356)	6.75 (171)	17.44 (443)	56.75 (679)	14.13 (359)	6.25 (159)	8.00 (203)	13.25 (337)	16.00 (406)	9.88 (251)



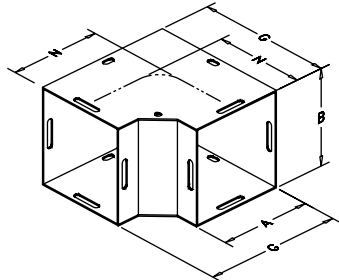
Straight Section



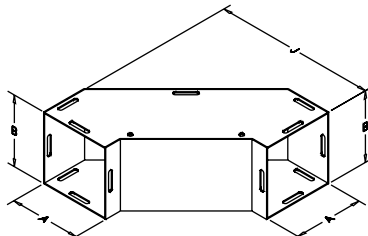
Tee



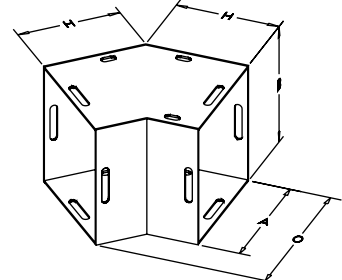
Cross



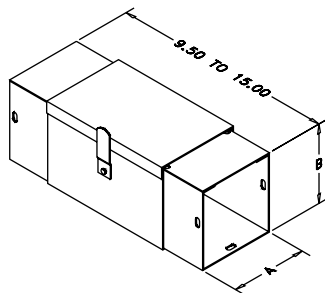
90° Elbow



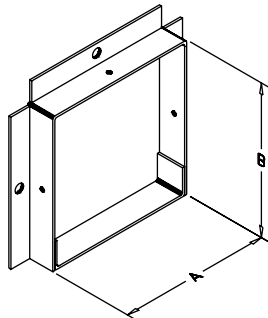
Sweep Elbow



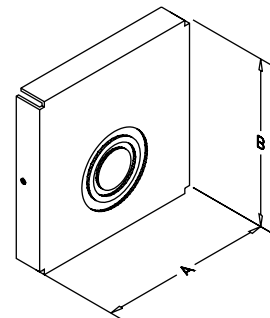
45° Elbow



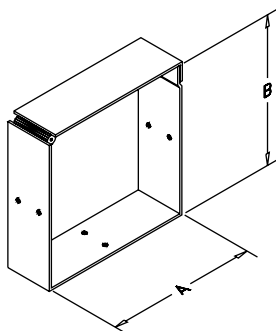
Telescope Fitting



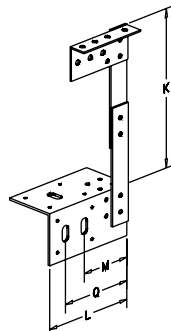
Panel Adapter



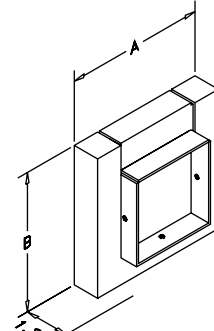
End Cap



Connector



Combination Hanger



Reducer