



PB4



PB3BC

Industry Standards

UL 508, Types 12 & 13
CSA Certified, Types 12 & 13
NEMA/EEMAC Type 12 & 13
JIC EL-1-71

 UL File E64791

 CSA File LL66078

FEATURES-SPECIFICATIONS

Applications

Designed to hold all standard brands of pushbuttons, switches and pilot lights. Provide protection from dust, dirt, oil and water.

Construction

- Bodies and doors fabricated from 14 gauge steel
- Continuously welded seams ground smooth
- Closed cell oil resistant neoprene gasket

- External mounting plates, top and bottom of enclosure
- Captivated cover screws thread into sealed wells
- Standard "4-way" pushbuttons holes accept all brands of oil-tight push buttons, switches and pilot lights
- Enclosures 9.50" x 6.25" x 3.00" and larger have internal detachable hinges to hold cover open during wiring, yet permit quick removal
- Grounding provisions provided

Finish

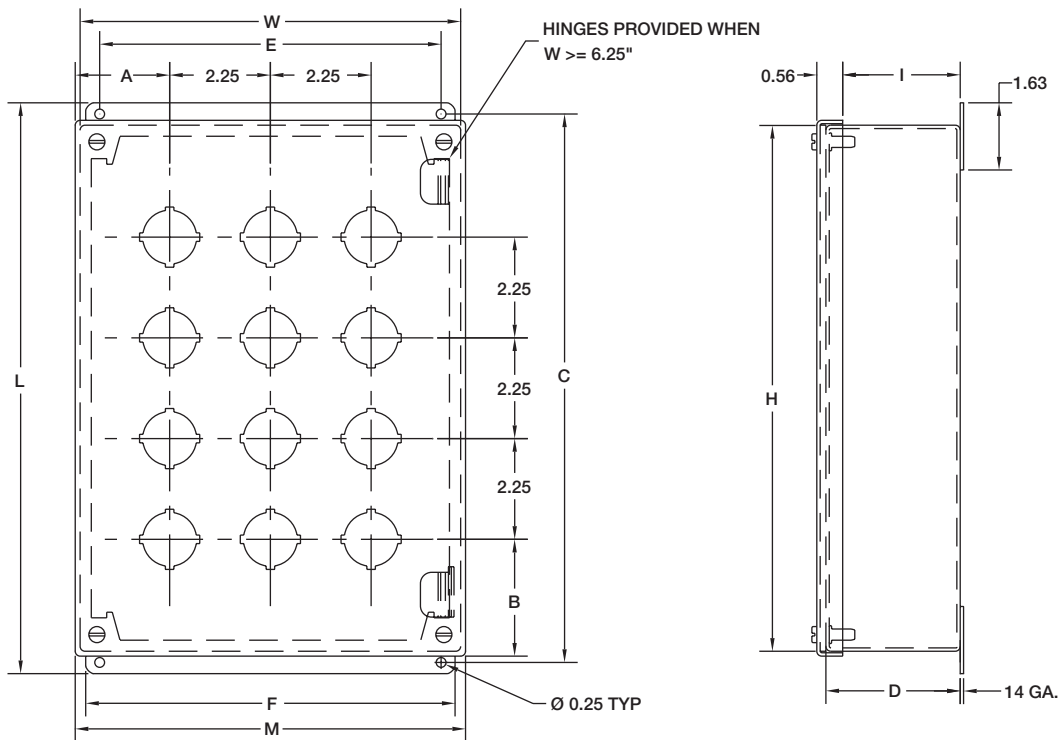
- ANSI-61 gray polyester powder inside and out over phosphatized surfaces

Accessories

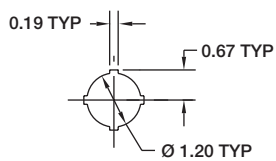
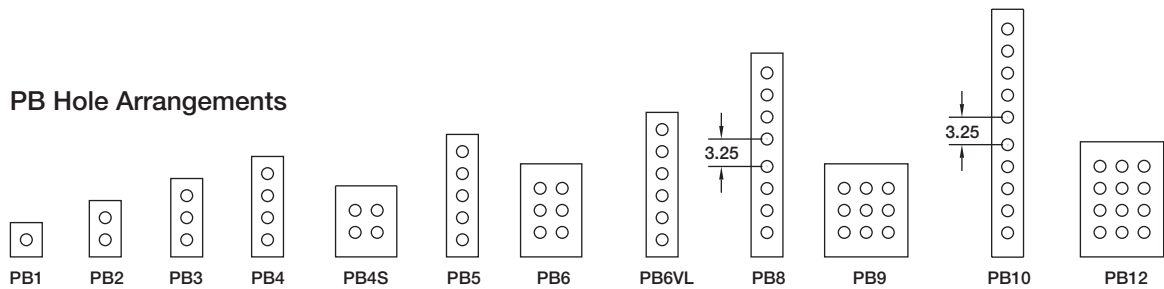
- See pages E2-E3 for stainless steel PB-SS Series
- PBBC Series, blank covers-no holes (reference tables)
- For accessories, see pages J1-J19

PB SERIES OPERATOR INTERFACE 30.5MM PUSHBUTTON ENCLOSURES

CATALOG NUMBER	BLANK COVER ENCLOSURE CATALOG NO.	BODY/DOOR STEEL GAUGE	ENCLOSURE SIZE H X W X D	MOUNTING C X E	OVERALL L X M	F	I	A	B
PB1	PB1BC	14/14	3.50x3.25x2.81 (89x83x71)	4.00x2.38 (102x60)	4.50x3.56 (114x90)	3.00 (76)	2.41 (61)	1.78 (45)	1.88 (48)
PB2	PB2BC	14/14	5.75x3.25x2.81 (146x83x71)	6.25x2.38 (159x60)	6.75x3.56 (171x90)	3.00 (76)	2.41 (61)	1.78 (45)	1.88 (48)
PB3	PB3BC	14/14	8.00x3.25x2.81 (203x83x71)	8.50x2.38 (216x60)	9.00x3.56 (229x90)	3.00 (76)	2.41 (61)	1.78 (45)	1.88 (48)
PB4	PB4BC	14/14	10.25x3.25x2.81 (260x83x71)	10.75x2.38 (273x60)	11.25x3.56 (286x90)	3.00 (76)	2.41 (61)	1.78 (45)	1.88 (48)
PB4S	PB4SBC	14/14	7.25x6.25x3.09 (184x159x79)	7.75x5.38 (197x137)	8.25x6.56 (210x167)	6.00 (152)	2.69 (68)	2.16 (55)	2.63 (67)
PB5	PB5BC	14/14	12.50x3.25x2.81 (318x83x71)	13.00x2.38 (330x60)	13.50x3.56 (343x90)	3.00 (76)	2.41 (61)	1.78 (45)	1.88 (48)
PB6	PB6BC	14/14	9.50x6.25x3.09 (241x159x79)	10.00x5.38 (254x137)	10.50x6.56 (267x167)	6.00 (152)	2.69 (68)	2.16 (55)	2.63 (67)
PB6VL	PB6VLBC	14/14	14.75x3.25x2.81 (375x83x71)	15.25x2.38 (387x60)	15.75x3.56 (400x90)	3.00 (76)	2.41 (61)	1.78 (45)	1.88 (48)
PB8	PB8BC	14/14	20.25x3.25x2.81 (514x83x71)	20.75x2.38 (527x60)	21.25x3.56 (540x90)	3.00 (76)	2.41 (61)	1.78 (45)	1.88 (48)
PB9	PB9BC	14/14	9.50x8.50x3.09 (241x216x79)	10.00x7.63 (254x194)	10.50x8.81 (267x224)	8.25 (210)	2.69 (68)	2.16 (55)	2.63 (67)
PB10	PB10BC	14/14	24.75x3.25x2.81 (629x83x71)	25.25x2.38 (641x60)	25.75x3.56 (654x90)	3.00 (76)	2.41 (61)	1.78 (45)	1.88 (48)
PB12	PB12BC	14/14	11.75x8.50x3.09 (298x216x79)	12.25x7.63 (311x194)	12.75x8.81 (324x224)	8.25 (210)	2.69 (68)	2.16 (55)	2.63 (67)
PB16	PB16BC	14/14	11.75x10.75x3.09 (298x273x79)	12.25x9.88 (311x251)	12.75x11.06 (324x281)	10.50 (267)	2.69 (68)	2.16 (55)	2.63 (67)
PB25	PB25BC	14/14	14.00x13.00x3.09 (356x330x79)	14.50x12.13 (368x308)	15.00x13.31 (381x338)	12.75 (324)	2.69 (68)	2.16 (55)	2.63 (67)



PB Hole Arrangements



Standard 4-Way
Pushbutton

