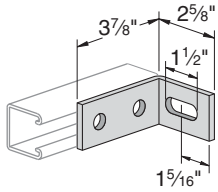




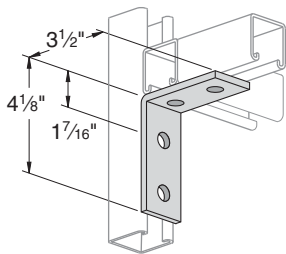
Fittings

PS 3049 – Two-Hole Slotted 90° Angle



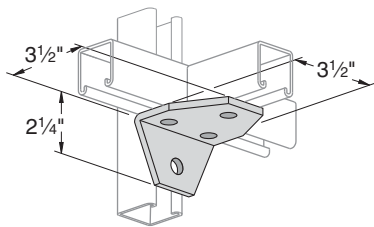
Weight/100 pcs: 66 lbs.

PS 607 – Four-Hole Corner Angle



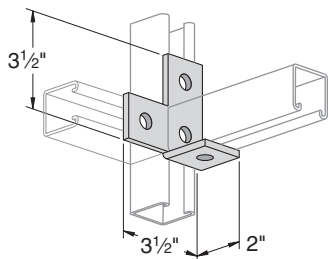
Weight/100 pcs: 78 lbs.

PS 614 – Four-Hole Joint Angle Connector



Weight/100 pcs: 103 lbs.

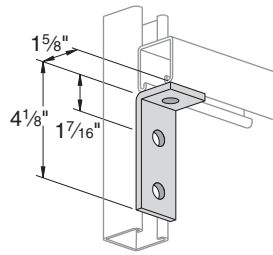
PS 716 R or L – Angle Tee Plate



Note:
Specify R (Right) or L (Left) Right Hand Illustrated

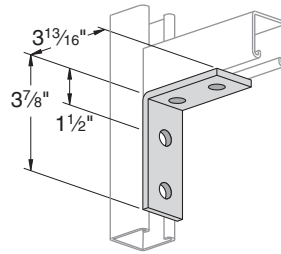
Weight/100 pcs: 80 lbs.

PS 606 – Three-Hole Corner Angle



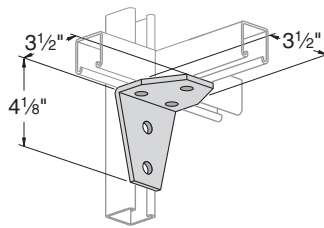
Weight/100 pcs: 58 lbs.

PS 660 – Four-Hole Corner Angle



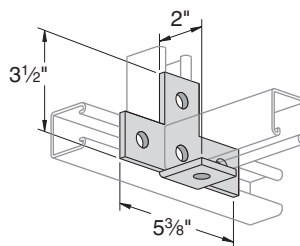
Weight/100 pcs: 78 lbs.

PS 615 – Five-Hole Joint Angle Connector



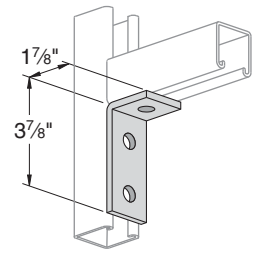
Weight/100 pcs: 135 lbs.

PS 713 – Cross Plate Angle



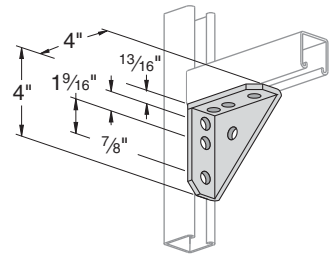
Weight/100 pcs: 105 lbs.

PS 745 – Three-Hole Corner Angle



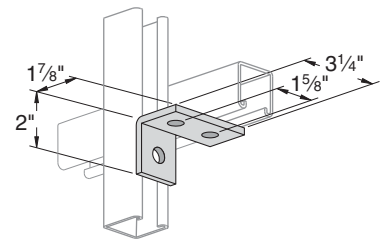
Weight/100 pcs: 58 lbs.

PS 3373 – Universal Corner Connector



Weight/100 pcs: 134 lbs.

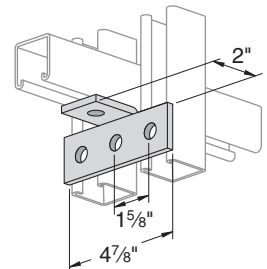
PS 720 R or L – Angle Plate Connector



Note:
Specify R (Right) or L (Left) Right Hand Illustrated

Weight/100 pcs: 55 lbs.

PS 715 – Tee Plate 90° Angle



Weight/100 pcs: 71 lbs.