

### Two-Piece Steel Surface Raceway


*Available Factory Prewired*



The 3000 Series Steel Raceway provides wiring capacities for small to medium size installations. Power or data/communication devices can be wired into the raceway for a flush appearance satisfying both aesthetic and functional requirements. The 3000 Series Steel Raceway is ideally suited for wiring applications in frequently changing environments such as labs, hospitals and other industrial applications.



*3000 Series Raceway shown utilizing data inserts and electrical devices.*

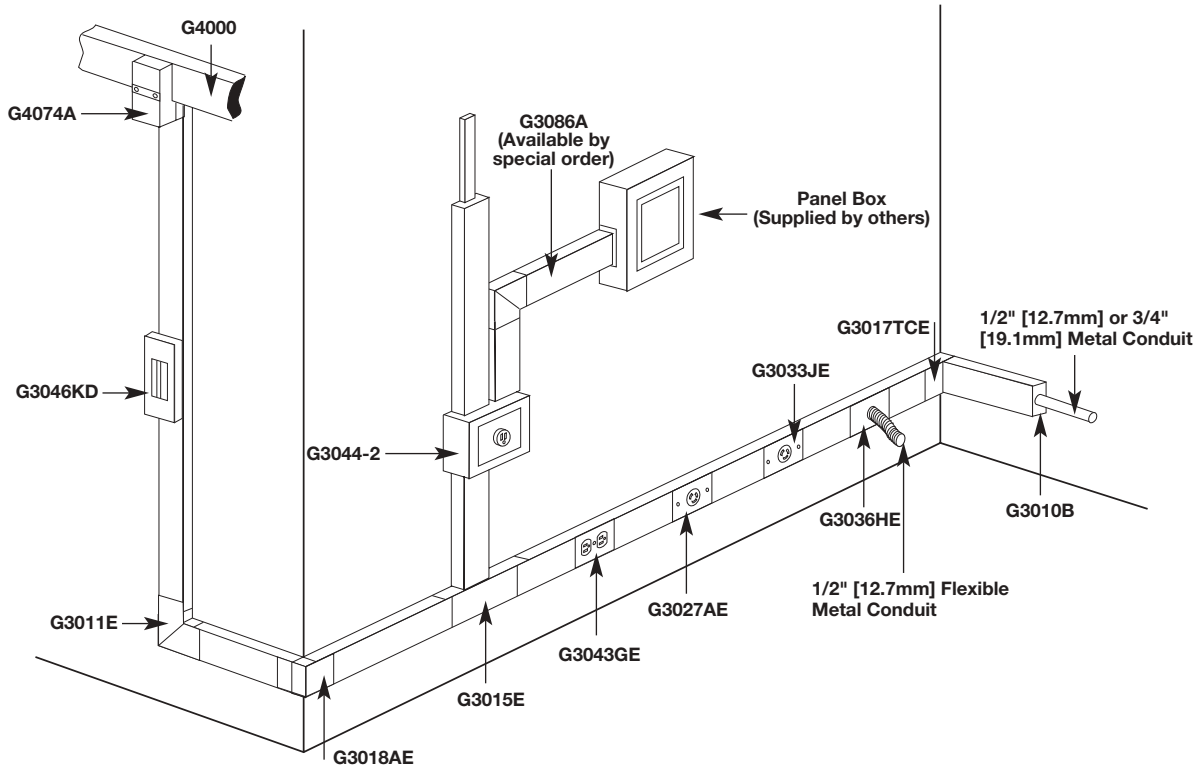


*3000 Series Single Channel Raceway has an overlapping cover allowing easy installation and future changes.*

#### Features & Benefits

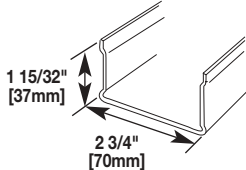
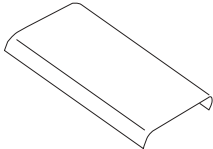
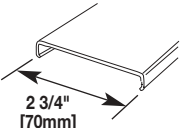
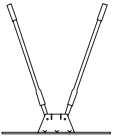
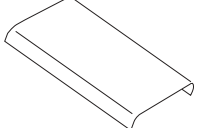
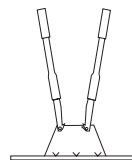
- **Entrance knockouts spaced at regular intervals along length of base.** Allows power wiring or communications cables to be brought in at a convenient point.
- **Mounts easily on walls, modular furniture, under raised floors, or over ceiling.** Speeds installation; provides flexibility to bring wiring to points of use.
- **Removable cover.** Provides access to wiring.
- **Accommodates a variety of receptacles, three-pole circuit breaker housings, and other protective devices.** Provides flexibility for sophisticated wiring systems.
- **Gray baked enamel and ivory ScuffCoat™ finish.** Durable ivory ScuffCoat finish makes a scratch resistant surface.
- **Base and cover cutters.** Manually operated cutters are lightweight and portable. Cutters offer labor savings for any size job and maintain a factory clean and square cut.
- **Complete line of fittings.** Provides a complete wiring solution and allows for interconnection between raceway systems.
- **Available prewired.** Manufactured to specified job site lengths, raceway comes electrically prewired, ready to install. Jobs can be packaged by room, area, floor, or building and shipped per your job site requirements.
- **Electrical device identification for prewired raceway.** See page six for labeling options. Eliminates guesswork or time-consuming circuit tracing and speeds additions and renovations.
- **UL Listed and CSA Certified raceway.** Listed by Underwriters Laboratories Inc. Raceway file number E4376 Guide (RJBT)/ Fittings file number E41751 Guide (RJPR) CSA Certified LR350.
- **UL Listed factory wired sections.** Listed by Underwriters Laboratories Inc. Factory wired sections file number E68073 Guide (PVGTT)/ Fittings file number E41751 Guide (RJPR).
- **UL5 and ADA compliant.** Raceway and fittings meet UL5 specifications and can be installed in conformance with ADA requirements.
- **Datacom connectivity options.** Accepts industry standard and proprietary devices from a wide range of manufacturers to provide a seamless and aesthetically pleasing interface for voice, data, audio, and video applications at the point of use.

## 3000 Series System Layout

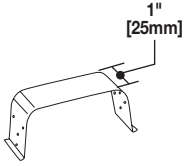
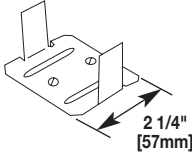
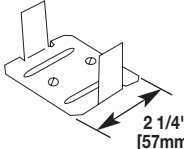
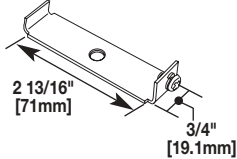
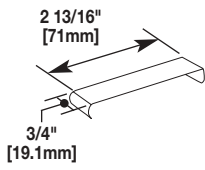
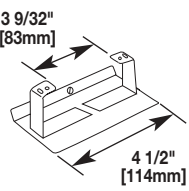
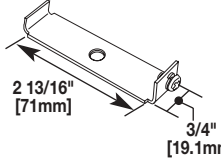
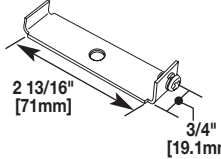
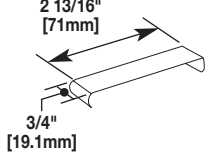
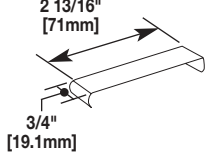

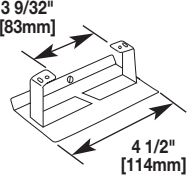
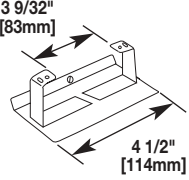


**NOTE:** Illustration is for showing product applications only.

## 3000 Base & Blank Cover

| Catalog No./Item   | Description/Specifications   | Catalog No./Item  | Description/Specifications  |
|--|--|---|---|
| <b>G3000B</b><br><b>V3000B</b>        | <b>Base</b> – .040" steel, Packed 100 ft. per carton, ten 10 ft. [3.05m] lengths.  | <b>G3000C195</b><br><b>V3000C195</b>  | <b>19.5" [495mm] Precut Cover</b> – For mounting devices on 24" [610mm] centers with 3033JE, 3036HE, 3040CE, 3043, 3048R, 3027AE, and 3051LE Series plates. |
| <b>G3000CE</b><br><b>V3000CE</b>      | <b>Cover</b> – .040" steel. Packed 100 ft. per carton, (20) 5 ft. [1.50m] lengths.   | <b>630B</b>                           | <b>Base Cutter</b> – Portable base cutter. Provides clean and easy square cuts. Manual operation required.  |
| <b>G3000C075</b><br><b>V3000C075</b>  | <b>7.5" [191mm] Precut Cover</b> – For mounting devices on 12" [305mm] centers with 3033JE, 3036HE, 3040CE, 3043, 3048R, 3027AE, and 3051LE Series plates. | <b>630BDK</b>   | <b>Replacement Blade Kit</b> –  |
|  |  | <b>630C</b>                           | <b>Cover Cutter</b> – Portable cover cutter. Provides clean and easy square cuts. Manual operation required.  |
|  |  | <b>630CDK</b>   | <b>Replacement Blade Kit</b> –  |

## 3000 Raceway Fittings

| Catalog No./Item  | Description/Specifications   |
|---|--|
| <b>G3000WC</b><br>         | <b>Wire Clip (Plated)</b> – For holding conductors in place.<br><div style="text-align: right; margin-top: 10px;"> <span style="font-size: small;">1" [25mm]</span> </div>   |
| <b>G3001</b><br>           | <b>Coupling (Galvanized Steel Unpainted)</b> – For joining lengths of 3000 Series Raceway.<br><div style="text-align: right; margin-top: 10px;"> <span style="font-size: small;">2 1/4" [57mm]</span> </div>   |
| <b>G3001A</b><br>          | <b>Rigid Inside Coupling (Galvanized Steel Unpainted)</b> – For joining lengths of 3000 Series Raceway when added rigidity is required, i.e. raceway suspended overhead.<br><div style="text-align: right; margin-top: 10px;"> <span style="font-size: small;">6" [152mm]</span> </div>  |
| <b>G3003</b><br>         | <b>Supporting Clip</b> – For supporting lengths of 3000 Series Raceway at any point. Mount with #8 flat head fastener. Has set screw for locking to raceway.<br><div style="text-align: right; margin-top: 10px;"> <span style="font-size: small;">2 13/16" [71mm]</span><br/> <span style="font-size: small;">3/4" [19.1mm]</span> </div>   |
| <b>G3006E/V3006E</b><br> | <b>Cover Clip</b> – For covering uneven cut joint of 3000 Series Raceway Cover.<br><div style="text-align: right; margin-top: 10px;"> <span style="font-size: small;">2 13/16" [71mm]</span><br/> <span style="font-size: small;">3/4" [19.1mm]</span> </div>  |
| <b>G3007C</b>            | <b>Device Bracket</b> – For mounting standard single-gang devices (with 3.3" [83.82mm] mounting straps), Activate Connectivity inserts and faceplates. Can be used with commercially available flush plate (not furnished).<br><div style="text-align: right; margin-top: 10px;"> <span style="font-size: small;">3 9/32" [83mm]</span><br/> <span style="font-size: small;">4 1/2" [114mm]</span> </div>  |
| <b>G3043BE</b>            | <b>Duplex Receptacle Cover</b> – For installing commercially available 15A and 20A duplex receptacles. G3007C Device Bracket included.<br><ul style="list-style-type: none"> <li>• Accepts 106 Frame.</li> </ul> <div style="text-align: right; margin-top: 10px;"> <span style="font-size: small;">4 1/2" [114mm]</span> </div>   |
| <b>G3043GE</b>            | <b>Duplex Grounding Receptacle and Cover</b> – Same as 3043BE except with 15A/125V (NEMA 5-15R) grounding receptacle furnished. G3007C Device Bracket included.<br><div style="text-align: right; margin-top: 10px;"> <span style="font-size: small;">4 1/2" [114mm]</span> </div>   |
| <b>G3044-2</b>            | <b>Extra Deep Switch and Receptacle Box</b> – Two-gang. For standard 30, 50, and 60A receptacles. Two sides of cover have one set of combination twistouts for 3000 and 2100 Series Raceway: two sides have two sets. Rectangular hole-cut in cover: 3 3/4" x 2 7/8" [95mm x 73mm]. Base has 1" and 1 1/2" trade size concentric KOs.<br><div style="text-align: right; margin-top: 10px;"> <span style="font-size: small;">3 3/4" [95mm]</span><br/> <span style="font-size: small;">2 7/8" [22mm]</span><br/> <span style="font-size: small;">6 3/8" [162mm]</span><br/> <span style="font-size: small;">2 3/4" [70mm]</span> </div> |
| <b>G3046BE</b>          | <b>Duplex Receptacle Cover</b> – For installing commercially available 15A and 20A duplex receptacles.**<br><ul style="list-style-type: none"> <li>• Accepts 106 Frame.</li> </ul> <div style="text-align: right; margin-top: 10px;"> <span style="font-size: small;">5 3/8" [137mm]</span> </div>   |
| <b>G3046H-2</b>         | <b>Tap-Off Fitting</b> – Has concentric 1/2" and 3/4" trade size KOs and twistout for telephone cables. Grommet furnished for telephone KO.<br><div style="text-align: right; margin-top: 10px;"> <span style="font-size: small;">4 3/4" [121mm]</span> </div>   |
| <b>V3046KD</b>          | <b>Circuit Breaker Housing</b> – For covering single pole breaker. Remove KO for two-pole.<br><div style="text-align: right; margin-top: 10px;"> <span style="font-size: small;">6" [152mm]</span><br/> <span style="font-size: small;">1 15/16" [49mm]</span> </div>  |
| <b>G3046KTSQ/</b>       | <b>Circuit Breaker Housing</b> – For mounting Square D Quik-Gard QOB bolt-on circuit breakers rated up to 50A maximum. Furnished with Square D QON3B compact base for single to Three-pole circuit breakers. For GFI breakers, use Square D QOB-GFI Series.<br><div style="text-align: right; margin-top: 10px;"> <span style="font-size: small;">7 3/8" [187mm]</span><br/> <span style="font-size: small;">2 3/4" [70mm]</span> </div>   |

Add C prefix to denote Canadian version – CSA Certified.  
 \*\* These covers are designed for installations which may be subjected to unusual mechanical strain or vibration.

## 3000 Raceway Fittings (continued)

**Catalog No./Item**      **Description/Specifications**

**G3046QOU**  
**V3046QOU**

**Circuit Breaker Housing** – For mounting Square D Type QOU one-, two-, or three-pole breakers rated up to 50A maximum.

|            | #6 AWG | #8 AWG | #10 AWG | #12 AWG | #14 AWG |
|------------|--------|--------|---------|---------|---------|
| THNN, THWN | 6      | 8      | 10      | 18      | 26      |

Wire capacity of 3000 Raceway with 3046KD, KTSQ, QOU circuit breaker housings.

**G3048R**  
**V3048R**

**Rectangular Receptacle Cover** – For installing commercially available 15A and 20A rectangular receptacles. G3007C Device Bracket included.

- Accepts Decorator style communication devices

ORT  
P&S  
OPEN

**G3051LE** 🍁  
**V3051LE** 🍁

**Extension Cover** – Accepts shallow-type 30A and 50A devices and flush plates. Deeper devices can be accommodated with a combination of 3051LE and any of the V5700 Series single-gang, open base boxes. G3007C Device Bracket included.

- Accepts standard single-gang faceplates.

ORT  
P&S  
OPEN

**G3082**

**Conduit Connector** – To connect end of 3000 Series Raceway with 1 1/2" trade size conduit or armored cable.

**G3008C**

**C-Hanger** – For suspending 3000 Series Raceway from structural ceiling. Designed for use with 3/8" [9.5mm] threaded rod. Use one hanger at least every 5 feet [1.5m] of length.

**Catalog No./Item**      **Description/Specifications**

**V3010AE**  
**G3010AE**

**Entrance End** – For connecting to 1/2" conduit and armored cable connectors. 1/2" trade size KO on end and each side. May be connected to conduit boxes by using 1/2" [12.7mm] chase nipple. (not included)

**G3010B**  
**V3010B**

**Blank End** – For closing open end of 3000 Series Raceway. Has concentric 1/2" and 3/4" trade size KOs.

**G3010C**  
**V3010C**

**Entrance End** – For connecting to rigid or flexible conduit. Concentric 1/2", 3/4", and 1" trade size KOs on end and each side.

**G3011E**  
**V3011E**

**90° Flat Elbow** – For right angle turns on same surface.

**G3014C**  
**V3014C**

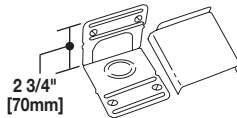
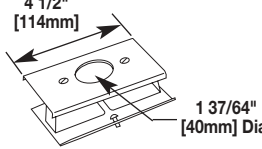
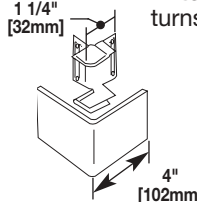
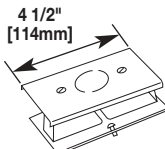
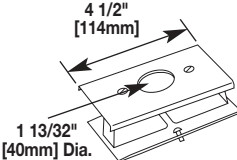
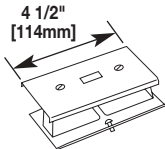
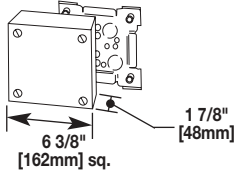
**Wall Box Connector** – For connecting from flushed-in wall box.

**G3015E**  
**V3015E**

**Tee** – For branches at right angles. Couplings furnished.

🍁Add C prefix to denote Canadian version – CSA certified.

## 3000 Raceway Fittings (continued)

| Catalog No./Item  | Description/Specifications  | Catalog No./Item  | Description/Specifications   |         |         |         |         |            |    |    |    |    |    |   |   |
|---|---|---|--|---------|---------|---------|---------|------------|----|----|----|----|----|---|---|
| <b>V3017TCE</b><br><b>G3017TCE</b>     | <b>Internal Corner Coupling</b> – For surfaces at right angles, or for use as a straight-through fitting. Solid leg of base has concentric 1/2" and 3/4" trade size KO. <table border="1" style="margin-top: 10px; width: 100%; text-align: center;"> <thead> <tr> <th></th> <th>#6 AWG</th> <th>#8 AWG</th> <th>#10 AWG</th> <th>#12 AWG</th> <th>#14 AWG</th> </tr> </thead> <tbody> <tr> <td>THNN, THWN</td> <td>13</td> <td>18</td> <td>24</td> <td>55</td> <td>75</td> </tr> </tbody> </table> |   | #6 AWG   | #8 AWG  | #10 AWG | #12 AWG | #14 AWG | THNN, THWN | 13 | 18 | 24 | 55 | 75 | <b>G3033JE</b> 🌟<br><b>V3033JE</b> 🌟  | <b>Single Receptacle Cover</b> – For installing of commercially available straight blade and locking single receptacle with face diameters of 1.56-1.57" [39.6-40mm]. G3007C Device Bracket included. |
|   | #6 AWG  | #8 AWG  | #10 AWG  | #12 AWG | #14 AWG |         |         |            |    |    |    |    |    |   |   |
| THNN, THWN  | 13  | 18  | 24   | 55      | 75      |         |         |            |    |    |    |    |    |   |   |
| <b>G3018AE</b><br><b>V3018AE</b>       | <b>External Corner</b> – For right angle turns around external corners.   | <b>G3036HE</b> 🌟<br><b>V3036HE</b> 🌟  | <b>Blank Cover</b> – Cover has 1/2" trade size KO in center. G3007C Device Bracket included.   |         |         |         |         |            |    |    |    |    |    |   |   |
| <b>G3027AE</b> 🌟<br><b>V3027AE</b> 🌟  | <b>Single Receptacle Cover</b> – For installing commercially available straight blade and locking single receptacles with face diameters of 1.38-1.40" [35.1-35.6mm]. G3007C Device Bracket included.   | <b>G3040CE</b><br><b>V3040CE</b>      | <b>Switch Cover</b> – For installing commercially available single-pole, two-pole, three-way or four-way switches. G3007C Device Bracket included. |         |         |         |         |            |    |    |    |    |    |   |   |
| <b>G3028</b><br><b>V3028</b>         | <b>Utility Box</b> – Cover has twistouts on four sides. May be used as a tee, cross, junction box, or for branch circuit extensions. Base has five 1/2" trade size KOs and four holes for fixture stud.   |   |  |         |         |         |         |            |    |    |    |    |    |   |   |

🌟Add C prefix to denote Canadian version – CSA certified.

## 3000 Series Ordering Specifications for Prewired Applications

Two options available when ordering a prewired job:



*3000 Series Raceway shown electrically prewired.*

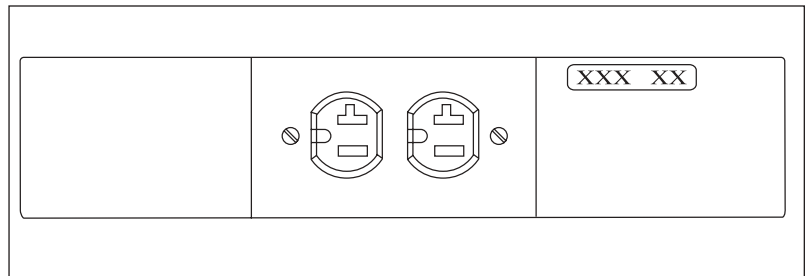
- 1. Detailed Submittal** The detailed submittal will show exactly how each raceway run will be built including lengths, number and type of receptacles, wiring schematics, circuiting information, etc. The contractor and/or distributor must review, clarify any information not clearly indicated on the drawings or specs, approve and return to the factory before production can begin.
- 2. Submittal Free** The Wiremold Prewired XPress<sup>SM</sup> Building Plan Checklist is filled out by the contractor or distributor and sent along with plans, casework and specs to the factory. No submittal is required and the project is scheduled for production upon receipt of all necessary information.

## 3000 Series Prewired Raceway Features

| <b>Features</b>              | <b>Standard</b>  | <b>Options</b>  |
|------------------------------|--|---|
| <b>Communication Devices</b> | Ortronics or Activate Connectivity System Devices                        | Other manufacturers   |
| <b>Electrical Devices</b>    | Pass & Seymour   | Other manufacturers and some International devices  |
| <b>Body Length</b>           | Longest = 10' [2.54m], shortest = 1' [305mm]                             | —   |
| <b>Installation</b>          | Surface mounted  | —   |
| <b>Finish</b>                | Baked enamel finish  | Standard colors of baked powder epoxy or custom colors  |
| <b>Wire Type</b>             | THHN stranded  | Options per specification   |
| <b>Wiring Splices</b>        | Insulation displacement connectors                                       | Continuous wiring or twist-on wire connector  |
| <b>Grounding Conductors</b>  | Wire gauge per National Electrical Code (NEC) and shared grounding wires | Oversized and/or separate grounding wires   |
| <b>Device Identification</b> | Gray self-adhesive polyester label with black letters                    | Self-adhesive engraved nameplate, Interlink labeling software for communication devices available |
| <b>Neutrals</b>              | Shared neutral   | Oversized and/or separate neutral wires   |
| <b>Pigtails</b>              | 12" [305mm] feeds and receptacle leads                                   | Per specification   |
| <b>Conduit Feeds</b>         | Raceway drilled at job site  | Entrance end cap  |
| <b>Device Mounting</b>       | Steel plates   | —   |
| <b>Record Drawings</b>       | Three sets and two copies of marked-up blueprints                        | Per job requirements  |
| <b>Submittal Services</b>    | Detailed submittal   | Submittal free  |

## Device and Raceway Labeling Detail for Prewired Applications

- Device labeling is available in the following materials:
  - Gray self-adhesive polyester label with black lettering (standard).
  - Other color self-adhesive polyester labels.
  - Engraved phenolic nameplates with adhesive backing.
- The back of the raceway is labeled with the raceway number and the room or area number(s).



### 3000 Series Raceway Wire Fill Capacities For Power

| WIRE SIZE<br>THHN/THWN | O.D.   |       | NUMBER OF CONDUCTORS (40% Fill) |   |   |   |
|------------------------|--------|-------|---------------------------------|---|---|---|
|                        | inches | [mm]  | WITHOUT<br>DEVICES              | WITH DUPLEX/<br>RECT. DEVICES<br>1.59 in. <sup>2</sup> [1025mm] | WITH SURGE/<br>GFCI DEVICES<br>2.30 in. <sup>2</sup> [1485mm] | LARGE SINGLE<br>RECEPTACLES<br>3.00 in. <sup>2</sup> [1935mm] |
| 14 AWG                 | 0.111  | [2.8] | 152                             | 70  | 40  | 28  |
| 12 AWG                 | 0.130  | [3.3] | 111                             | 51  | 29  | 21  |
| 10 AWG                 | 0.164  | [4.2] | 70                              | 32  | 18  | 13  |
| 8 AWG                  | 0.216  | [5.5] | 40                              | 18  | 10  | 7   |
| 6 AWG                  | 0.254  | [6.5] | 29                              | 13  | 7   | 5   |

### 3000 Series Raceway Cable Fill Capacities for Communications

|                            | CABLE/WIRE SIZE        | O.D.          |         | 40% FILL |
|----------------------------|------------------------|---------------|---------|----------|
|                            |                        | Inches        | [mm]    |          |
| UNSHIELDED<br>TWISTED PAIR | 4-PAIR, 24 AWG Cat 3   | 0.190         | [4.8]   | 52       |
|                            | 4-PAIR, 24 AWG Cat 5e  | 0.210         | [5.3]   | 42       |
|                            | 4-PAIR, 24 AWG Cat 6   | 0.250         | [6.3]   | 30       |
|                            | 4-PAIR, 24 AWG Cat 6a* | 0.354         | [8.9]   | 15       |
|                            | 25-PAIR, 24 AWG        | 0.410         | [10.4]  | 11       |
| COAXIAL                    | RG6/U                  | 0.270         | [6.9]   | 25       |
| FIBER                      | ZipCord                | 0.118 x 0.236 | [3 x 6] | 53       |
|                            | Round 4 Strand Fiber   | 0.187         | [4.5]   | 53       |
|                            | Round 6 Strand Fiber   | 0.256         | [6.5]   | 28       |

\* Category 6 augmented (6a) cable for 10 gigabit ethernet – max allowed cable diameter per addenda No. 11 ANSI TIA/EIA 568-B.2.

# Datacom Connectivity Options

Now you have a wide range of options for providing datacom connectivity into Wiremold® Cable Management Systems. They are:

- Ortronics® TracJack® and Series II Modular Connectivity Solutions
- Pass & Seymour Activate™ Modular Inserts
- Open System Communication Modules

|      |      |      |
|------|------|------|
| ORT  | ORT  | ORT  |
| P&S  | P&S  | P&S  |
| OPEN | OPEN | OPEN |

Use these icons to determine connectivity options for each Wiremold System component:

|      |
|------|
| ORT  |
| P&S  |
| OPEN |

## Ortronics® Connectivity

### TracJack® Individual Jack System

- Front-loading, snap-in design supports future moves adds and changes
- Inserts for voice, data, audio, and video
- Available Category 3, 5e, 6, USOC 6-position, and other media
- Flat or angled 45° exit configurations
- Choice of 13 colors and color matched to Wiremold Systems
- Universal T568A/B wiring format



### Series II Front-Loading, Module System

- Module design features easy snap-in front-loading design
- Linear 110 punch down format for easy termination
- Inserts for voice, data, audio, and video
- Available Category 3, 5e, 6, USOC 6-position, and other media
- Available in flat or angled 45° exit configurations
- Color matched to Wiremold Systems



For detailed product selection refer to the Ortronics Catalog or visit [www.ortronics.com](http://www.ortronics.com).

|      |
|------|
| ORT  |
| P&S  |
| OPEN |

## Pass & Seymour Legrand Network Wiring

### Activate™ Series Front-Loading Inserts

- Modular inserts for voice, data, audio and video applications
- Front-load, snap-in design
- Color and texture matched to Wiremold Systems
- Available Category 3, 5e, 6, as well as 6-position USOC
- Universal T568A/B wiring format




For detailed product selection refer to the Pass & Seymour Network Wiring Catalog or visit [www.passandseymour.com](http://www.passandseymour.com).

|      |
|------|
| ORT  |
| P&S  |
| OPEN |

## Open Connectivity Solutions

### Wiremold Open System Communications Modules

- Accommodate a wide range of manufacturers' communications outlets including keystone jacks, as well as proprietary solutions from Avaya (Systimax) and NORDX
- Modules insert into a wide range of Wiremold Systems
- Pre-punched faceplates accept common communication devices



**NOTE:** For more information on integrating connectivity into Wiremold Cable Management Systems contact the Wiremold Applications Engineering Team or your local Wiremold Sales Representative.

# WIREMOLD



#### Wiremold / Legrand

U.S. and International:

60 Woodlawn Street • West Hartford, CT 06110

1-800-621-0049 • FAX 860-232-2062 • Outside U.S. 860-233-6251

Canada:

570 Applewood Crescent • Vaughan, Ontario L4K 4B4

1-800-723-5175 • FAX 905-738-9721

ED528R7 – Updated September 2006 – For latest specs visit [www.wiremold.com](http://www.wiremold.com)

